

FOX MODEL: FOX923E



FEATURES

- 3.0V Operation
- 1.2 mm Max Height
- Clipped SINE Output
- Low Cost
- Tape and Reel



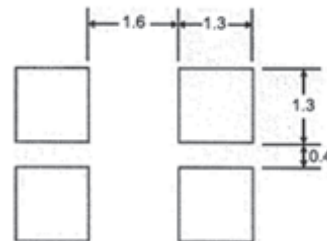
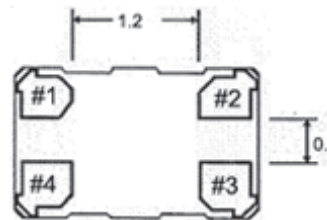
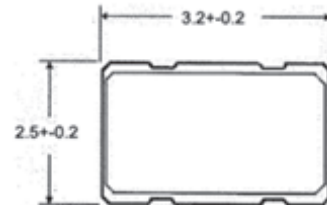
Quote it!

PART NUMBER SELECTION Learn More - Internet Required				
Part Number	Model Number	Frequency Stability	Operating Temperature	Frequency Range (MHz)
638-Frequency-xxxxx	FOX923E	see table	-20 ~ +75 °C	13.000 ~ 35.000

ELECTRICAL CHARACTERISTICS	
PARAMETERS	MAX (unless otherwise noted)
Frequency Range (Fo)	13.000 ~ 35.000 MHz
Initial Frequency Tolerance @ 25°C	± 0.5 PPM
Frequency Stability ²	
Over Temperature Range	± 2.5PPM
Over Supply Voltage Change (3.0V ± 5%)	± 0.2PPM
Over Load Change (10KΩ/10pF) ±10%	± 0.2PPM
Temperature Range	
Operating (TOPR)	-20 ~ +75°C
Storage (TSTG)	-40 ~ +85°C
Supply Voltage ³ (VDD)	3.0V ± 5%
Input Current (IDD)	2.0mA
Output Waveform (Clipped Sine)	
Peak-to-Peak Level (Vp-p)	0.8V
Output Load	10K Ω // 10pF
Aging @ 25°C; per year	± 1.0PPM
Frequency Adjustment (Vc = 1.5V ± 1.0V) ¹	±5PPM MIN, ±15PPM MAX

All specifications subject to change without notice. Rev. 6/1/04
¹For proper operation, a control Voltage (Vc) must be applied to pin 1 on VCTCXO's.
²Other stabilities/temperature ranges available.
³Other voltages available.

Learn more about:
[Part Marking Identification](#)
[Tape and Reel Specification](#)
 Internet required



Pin Connections

- #1 Vc #3 Output
- #2 GND #4 Vdd

All dimensions are in millimeters.

Mouser Electronics

Authorized Distributor

Click to View Pricing, Inventory, Delivery & Lifecycle Information:

Fox:

[FOX923E-19.440 MHz](#) [FOX923E-19.200 MHz](#) [FOX923E-14.400 MHz](#) [FQ7050BR-6.000](#)