









| Frame size                  |                    | 9A  | 12A      | 18A        | 22A       |                |                  |                  |                  |
|-----------------------------|--------------------|---|----------|------------|-----------|----------------|------------------|------------------|------------------|
| <b>3-pole Contactors</b>    |                    |  <p>includes AU-1 auxiliary switch, (1 N.O. / 1 N.C.)</p> |          |            |           |                |                  |                  |                  |
| Types                       | AC coil<br>DC coil |   |          |            |           | GMC-9<br>GMD-9 | GMC-12<br>GMD-12 | GMC-18<br>GMD-18 | GMC-22<br>GMD-22 |
| <b>Ratings / IEC60947-4</b> |                    | kW  | A        | kW         | A         | kW             | A                | kW               | A                |
| AC1                         |                    | <b>25</b>   |          | <b>25</b>  |           | <b>40</b>      |                  | <b>40</b>        |                  |
| AC3                         | 200/240V           | 2.5   | 11       | 3.5        | 13        | 4.5            | 18               | 5.5              | 22               |
|                             | <b>380/440V</b>    | <b>4</b>  | <b>9</b> | <b>5.5</b> | <b>12</b> | <b>7.5</b>     | <b>18</b>        | <b>11</b>        | <b>22</b>        |
|                             | 500/550V           | 4   | 7        | 7.5        | 12        | 7.5            | 13               | 15               | 22               |
|                             | 690V               | 4   | 5        | 7.5        | 9         | 7.5            | 9                | 15               | 18               |
| <b>Ratings / UL508</b>      |                    | hp  | A        | hp         | A         | hp             | A                | hp               | A                |
| continuous current          |                    | 20  |          | 25         |           | 30             |                  | 32               |                  |
| single phase                | 115V               | 0.5   |          | 0.5        |           | 1              |                  | 2                |                  |
|                             | 230V               | 1   |          | 2          |           | 3              |                  | 3                |                  |
| three phase                 | 200V               | 2   |          | 3          |           | 5              |                  | 7                |                  |
|                             | 230V               | 2   |          | 3          |           | 5              |                  | 7.5              |                  |
|                             | <b>460V</b>        | <b>5</b>  |          | <b>7.5</b> |           | <b>10</b>      |                  | <b>10</b>        |                  |
|                             | 575V               | 7.5   |          | 10         |           | 15             |                  | 15               |                  |
| NEMA size                   |                    | 00  |          | 00         |           | 0              |                  | 0                |                  |



|                          |                    |  |  |  |  |                    |                      |                      |                      |
|--------------------------|--------------------|--|--|--|--|--------------------|----------------------|----------------------|----------------------|
| <b>4-pole Contactors</b> |                    |  |  |  |  |                    |                      |                      |                      |
| Types                    | AC coil<br>DC coil |  |  |  |  | GMC-9/4<br>GMD-9/4 | GMC-12/4<br>GMD-12/4 | GMC-18/4<br>GMD-18/4 | GMC-22/4<br>GMD-22/4 |
| AC1(A)                   |                    | <b>20</b>  |  | <b>20</b>  |  | <b>25</b>          |                      | <b>32</b>            |                      |



|                                |   |
|--------------------------------|---|
| <b>Available coil voltages</b> | AC: 24, 42, 48, 110, 120, 208, 220, 240, 277, 380, 440, 480, 600V<br>DC: 12, 20, 24, 48, 60, 80, 100, 110, 125, 200, 220, 250V<br><i>Ordering Example: GMC-9-AC120V (see also page 6)</i> |
|--------------------------------|---|

| <b>Additional Auxiliary Contacts</b> |                         |  <b>AU-2</b><br>2-pole Front mount |                         |  <b>AU-4</b><br>4-pole Front mount |                      |  <b>AU-1</b><br>2-pole Side mount |          |
|--------------------------------------|-------------------------|---|-------------------------|---|----------------------|--|----------|
| Configuration                        | Part No.                | Configuration   | Part No.                | Configuration   | Part No.             | Configuration  | Part No. |
| 2 N.O.                               | <a href="#">AU-2-20</a> | 4 N.O.  | <a href="#">AU-4-40</a> | 1 N.O. / 1 N.C.   | <a href="#">AU-1</a> |  |          |
| 2 N.C.                               | <a href="#">AU-2-02</a> | 3 N.O. / 1 N.C.   | <a href="#">AU-4-31</a> |   |                      |  |          |
| 1 N.O. / 1 N.C.                      | <a href="#">AU-2-11</a> | 2 N.O. / 2 N.C.   | <a href="#">AU-4-22</a> |   |                      |  |          |
|                                      |                         | 1 N.O. / 3 N.C.   | <a href="#">AU-4-13</a> |   |                      |  |          |
|                                      |                         | 4 N.C.  | <a href="#">AU-4-04</a> |   |                      |  |          |




| <b>Overload Relays</b> |                             |  <b>GT-22</b> |  | Setting ranges (A) <table border="0"> <tr><td>0.1 - 0.16</td><td>4 - 6</td></tr> <tr><td>0.16 - 0.25</td><td>5 - 8</td></tr> <tr><td>0.25 - 0.4</td><td>6 - 9</td></tr> <tr><td>0.4 - 0.63</td><td>7 - 10</td></tr> <tr><td>0.63 - 1</td><td>9 - 13</td></tr> <tr><td>1 - 1.6</td><td>12 - 16</td></tr> <tr><td>1.6 - 2.5</td><td>16 - 22</td></tr> <tr><td>2.5 - 4</td><td></td></tr> </table> | 0.1 - 0.16 | 4 - 6 | 0.16 - 0.25 | 5 - 8 | 0.25 - 0.4 | 6 - 9 | 0.4 - 0.63 | 7 - 10 | 0.63 - 1 | 9 - 13 | 1 - 1.6 | 12 - 16 | 1.6 - 2.5 | 16 - 22 | 2.5 - 4 |  |  <b>AZ-22H</b><br>Base for separate mounting |
|------------------------|-----------------------------|--|--|---|------------|-------|-------------|-------|------------|-------|------------|--------|----------|--------|---------|---------|-----------|---------|---------|--|---|
| 0.1 - 0.16             | 4 - 6                       |  |  |   |            |       |             |       |            |       |            |        |          |        |         |         |           |         |         |  |   |
| 0.16 - 0.25            | 5 - 8                       |  |  |   |            |       |             |       |            |       |            |        |          |        |         |         |           |         |         |  |   |
| 0.25 - 0.4             | 6 - 9                       |  |  |   |            |       |             |       |            |       |            |        |          |        |         |         |           |         |         |  |   |
| 0.4 - 0.63             | 7 - 10                      |  |  |   |            |       |             |       |            |       |            |        |          |        |         |         |           |         |         |  |   |
| 0.63 - 1               | 9 - 13                      |  |  |   |            |       |             |       |            |       |            |        |          |        |         |         |           |         |         |  |   |
| 1 - 1.6                | 12 - 16                     |  |  |   |            |       |             |       |            |       |            |        |          |        |         |         |           |         |         |  |   |
| 1.6 - 2.5              | 16 - 22                     |  |  |   |            |       |             |       |            |       |            |        |          |        |         |         |           |         |         |  |   |
| 2.5 - 4                |                             |  |  |   |            |       |             |       |            |       |            |        |          |        |         |         |           |         |         |  |   |
| Class 10A              | Differential                | <a href="#">GTK-22</a>   |  |   |            |       |             |       |            |       |            |        |          |        |         |         |           |         |         |  |   |
|                        | Non-differential (3-heater) | <a href="#">GTH-22/3</a>   |  |   |            |       |             |       |            |       |            |        |          |        |         |         |           |         |         |  |   |
|                        | Non-differential (2-heater) | <a href="#">GTH-22</a>   |  |   |            |       |             |       |            |       |            |        |          |        |         |         |           |         |         |  |   |
| Class 20               | Differential                | <a href="#">GTK-22/L</a>   |  |   |            |       |             |       |            |       |            |        |          |        |         |         |           |         |         |  |   |





# Contactors (9 to 85A)

| 32A   |           | 40A  |           | 50A       |           | 65A  |            | 75A  |            | 85A       |            |
|---|-----------|--|-----------|-----------|-----------|--|------------|--|------------|-----------|------------|
|  |           | <i>includes 2 AU-1 auxiliary switches, (2 N.O. / 2 N.C.)</i> |           |           |           |  |            | <i>includes 2 AU-1 auxiliary switches, (2 N.O. / 2 N.C.)</i> |            |           |            |
| GMC-32  |           | GMC-40   |           | GMC-50    |           | GMC-65   |            | GMC-75   |            | GMC-85    |            |
| GMD-32  |           | GMD-40   |           | GMD-50    |           | GMD-65   |            | GMD-75   |            | GMD-85    |            |
| kW  | A         | kW   | A         | kW        | A         | kW   | A          | kW   | A          | kW        | A          |
|   | <b>50</b> |  | <b>60</b> |           | <b>80</b> |  | <b>100</b> |  | <b>110</b> |           | <b>135</b> |
| 7.5   | 32        | 11   | 40        | 15        | 55        | 18.5   | 65         | 22   | 75         | 25        | 85         |
| <b>15</b>   | <b>32</b> | <b>18.5</b>  | <b>40</b> | <b>22</b> | <b>50</b> | <b>30</b>  | <b>65</b>  | <b>37</b>  | <b>75</b>  | <b>45</b> | <b>85</b>  |
| 18.5  | 28        | 22   | 32        | 30        | 43        | 33   | 60         | 37   | 64         | 45        | 75         |
| 18.5  | 20        | 22   | 23        | 30        | 28        | 33   | 35         | 37   | 42         | 45        | 45         |
| hp  | A         | hp   | A         | hp        | A         | hp   | A          | hp   | A          | hp        | A          |
|   | 45        |  | 50        |           | 70        |  | 80         |  | 90         |           | 100        |
| 2   |           | 3  |           | 3         |           | 5  |            | 5  |            | 7.5       |            |
| 5   |           | 5  |           | 7.5       |           | 10   |            | 15   |            | 15        |            |
| 7.5   |           | 10   |           | 10        |           | 15   |            | 20   |            | 25        |            |
| 10  |           | 10   |           | 15        |           | 20   |            | 25   |            | 30        |            |
| <b>20</b>   |           | <b>25</b>  |           | <b>30</b> |           | <b>40</b>  |            | <b>50</b>  |            | <b>50</b> |            |
| 20  |           | 25   |           | 30        |           | 40   |            | 50   |            | 50        |            |
| 1   |           | 1  |           | 2         |           | 2  |            | 2  |            | 3         |            |

|  |  |           |  |   |  |            |  |            |  |            |  |
|--|--|-----------|--|---|--|------------|--|------------|--|------------|--|
|  |  |           |  |  |  |            |  |            |  |            |  |
| GMC-32/4   |  | GMC-40/4  |  | GMC-50/4  |  | GMC-65/4   |  | GMC-75/4   |  | GMC-85/4   |  |
| GMD-32/4   |  | GMD-40/4  |  | GMD-50/4  |  | GMD-65/4   |  | GMD-75/4   |  | GMD-85/4   |  |
| <b>50</b>  |  | <b>60</b> |  | <b>80</b>   |  | <b>100</b> |  | <b>110</b> |  | <b>135</b> |  |

AC: 24, 48, 110, 120, 208, 220, 240, 277, 380, 440, 480, 600V  
 DC: 12, 20, 24, 48, 60, 80, 100, 110, 125, 200, 220, 250V  
*Ordering Example: GMC-32-AC120V (see also page 6)*

|  <b>AU-2</b><br>2-pole<br>Front mount |          |  <b>AU-4</b><br>4-pole<br>Front mount |          |  <b>AU-1</b><br>2-pole<br>Side mount |          |
|--|----------|--|----------|---|----------|
| Configuration  | Part No. | Configuration  | Part No. | Configuration   | Part No. |
| 2 N.O.   | AU-2-20  | 4 N.O.   | AU-4-40  | 1 N.O. / 1 N.C.   | AU-1     |
| 2 N.C.   | AU-2-02  | 3 N.O. / 1 N.C.  | AU-4-31  |   |          |
| 1 N.O. / 1 N.C.  | AU-2-11  | 2 N.O. / 2 N.C.  | AU-4-22  |   |          |
|  |          | 1 N.O. / 3 N.C.  | AU-4-13  |   |          |
|  |          | 4 N.C.   | AU-4-04  |   |          |

|  |   |  |  |  |  |
|--|---|--|--|--|--|
|  <b>GT-40</b> | Setting ranges (A)<br>4 - 6   12 - 18<br>5 - 8   16 - 22<br>6 - 9   18 - 26<br>7 - 10   24 - 36<br>9 - 13   28 - 40 |  <b>AZ-40H</b><br><i>Base for separate mounting</i> |  <b>GT-85</b> | Setting ranges (A)<br>7 - 10   28 - 40<br>9 - 13   34 - 50<br>12 - 18   45 - 65<br>16 - 22   54 - 75<br>18 - 26   63 - 85<br>24 - 36 |  <b>AZ-85H</b><br><i>Base for separate mounting</i> |
| GTK-40   |   |  | GTK-85   |  |  |
| GTH-40/3   |   |  | GTH-85/3   |  |  |
| GTH-40   |   |  | GTH-85   |  |  |
| GTK-40/L   |   |  | GTK-85/L   |  |  |

# Mouser Electronics

Authorized Distributor

Click to View Pricing, Inventory, Delivery & Lifecycle Information:

[Altech:](#)

[AU-1](#) [UA-4-22](#)