

DC - 3 WIRE
MINI RING SENSORS
Plastic Housing,
10 - 30V DC 200mA/400mA,
1 LED for Output Energized

- **Applications include detection and counting parts in punching/pressing systems**
- **Detect unwanted metal in grinding operations**
- **Static Output**
- **Carries C mark**

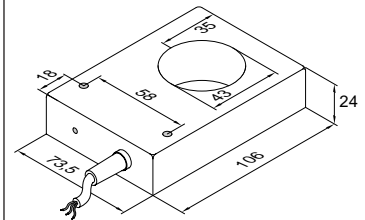
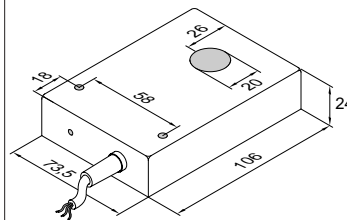
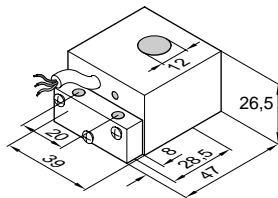
- IEC (529) IP67 (NEMA 1, 3, 4, 6, 12, 13) Protection
- Short Circuit Protection
- Reverse Polarity Protection
- Temperature Range: -25 to 70°C (-13 to 158°F)

Ring Diameter	12mm (.47 in.)	20mm (.79 in.)	43mm (1.69 in.)
Sensitivity (min. dia. steel ball)	2.5mm (.1 in.)	6mm (.24 in.)	9mm (.35 in.)
Cable or Connector Style Cat. No.	Cable	Cable	Cable
PNP Normally Open 	9702-0400	9702-0500	9705-0500
Normally Closed 			
NPN Normally Open 			
Normally Closed 			
Ripple Voltage	≤10%	≤10%	≤10%
Voltage Range	10V-30V	10V - 30V	10V - 30V
Supply Current	≤10 mA	≤10 mA	≤10 mA
Max. Load Current	400 mA	200 mA	200 mA
Voltage Drop Across Sensor	≤2.4V	≤2.4V	≤2.4V
Max. Leakage Current	≤10 µA	≤10 µA	≤10 µA
Switching Frequency	800 Hz	1000 Hz	500 Hz
Housing Material	PBTP (GV 30)	ABS	ABS

Note: Sensor dimensions in mm.

Fixed Cable

PVC 2m (6ft. 6in.).
 For 5m (16 ft. 5 in.) cable length, change the last two digits of the part number to 02. For other cable lengths and/or PUR cable, please consult Altech.



Metric/in. Conversion Table

8.0 mm = .31 in.	35.0 mm = 1.37 in.
12.0 mm = .47 in.	39.0 mm = 1.53 in.
18.0 mm = .70 in.	43.0 mm = 1.69 in.
20.0 mm = .78 in.	47.0 mm = 1.85 in.
24.0 mm = .94 in.	58.0 mm = 2.32 in.
26.0 mm = 1.02 in.	73.5 mm = 2.89 in.
26.5 mm = 1.04 in.	106.0mm = 4.17 in.
28.5 mm = 1.12 in.	

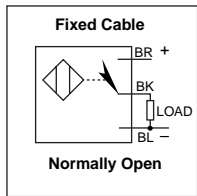
This table
converts millimeters
to inches in reference
to the illustrations
included on these
pages

Accessories

Wiring Diagrams

Note: Wire colors are applicable on cable
purchased from Altech

PNP



Mouser Electronics

Authorized Distributor

Click to View Pricing, Inventory, Delivery & Lifecycle Information:

[Altech:](#)

[9702-0400](#) [9702-0500](#)