





DC - 3 WIRE – MINI BLOCK HOUSING

Brass, Nickel Plated (BN),
Block, 10-30V, 200mA
active surface at front or
centrally located

- Connector styles have **LED for output energized**
- Carries **CE** mark

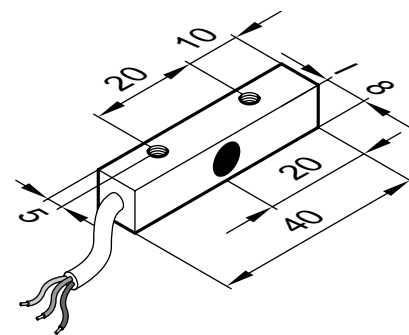
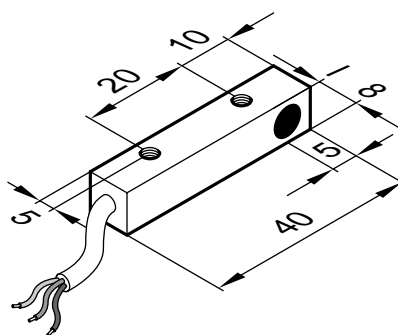
- IEC (529) IP67 (NEMA 1, 3, 4, 6, 12, 13) Protection
- Short Circuit Protection for PNP types
- Overload Protection
- Reverse Polarity Protection
- Wire Break Resistance
- Temperature Range: -25 to 70°C (-13 to 158°F)

Flush Mount Active Surface in Front					Flush Mount Active Surface Centered					
Sensing Distance			1.5mm (.059 in.)		1.5mm (.059)					
Cable or Connector Style Cat. No.			Cable	64	Cable		64			
PNP	Normally Open		9861-1000	9861-1064	9861-1100		9861-1164			
	Normally Closed									
NPN	Normally Open									
	Normally Closed									
Ripple Voltage			≤10%					≤10%		
Voltage Range			10V - 30V					10V - 30V		
Supply Current			≤9 mA					≤9 mA		
Max. Load Current			200 mA					200 mA		
Voltage Drop Across Sensor			≤1V					≤1V		
Max. Leakage Current			≤10 μA					≤10 μA		
Switching Frequency			2000 Hz					2000 Hz		
Hysteresis			≤15%					≤15%		
Temperature Drift			≤10%					≤10%		
Repeatability			.15mm (.006 in.)					.15mm (.006 in.)		

Note: Sensor dimensions in mm.

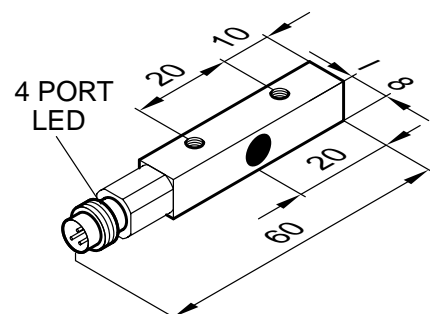
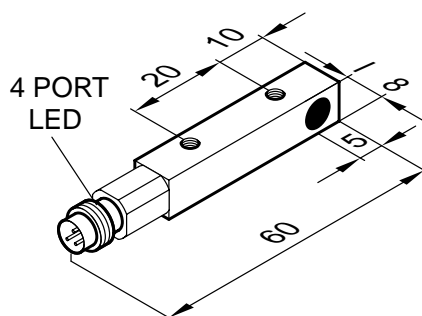
Fixed Cable

PVC 2m (6ft. 6in.). For 5m (16 ft. 5 in.) cable length, change the last two digits of the part number to 02. For other cable lengths and/or PUR cable, please consult Altech.



64 Style Connector

3-pin, Pico style, 8mm (.31 in.).



Metric/in. Conversion Table

1.0 mm = .04 in.	20.0 mm = .78 in.
5.0 mm = .19 in.	40.0 mm = 1.57 in.
8.0 mm = .31 in.	60.0 mm = 2.36 in.
10.0 mm = .39 in.	

This table converts millimeters to inches in reference to the illustrations included on these pages

Accessories

2 meter (6 ft. 6 in.) DC Cable Assemblies for Quick Disconnect Sensors

64 Connector	8000-5220	Straight
64 Connector	8000-5230	PVC, Right Angle, 2 LED, PNP
64 Connector	8000-5240	PVC, Right Angle, 2 LED, NPN

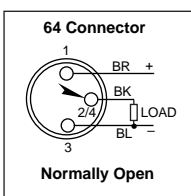
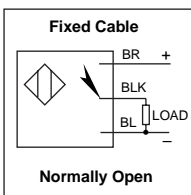
Change last digit of connector number to 5 for 5 meter cable

Refer to pages 116-121 for more cable information

Wiring Diagrams

Note: Wire colors are applicable on cable purchased from Altech

PNP



Mouser Electronics

Authorized Distributor

Click to View Pricing, Inventory, Delivery & Lifecycle Information:

[Altech:](#)

[9861-1100](#) [9861-1064](#) [9861-1000](#)