

AC - 2 WIRE WELD IMMUNE LIMIT STYLE

Trogamid T Housing

20-250V AC, 500mA

2 LEDs for Operating Voltage
and Output Energized

- 9 rotatable sensing head positions
- Programmable NO/NC outputs
- Circuitry that protects for electro magnetic performance
- Carries C mark

- IEC (529) IP67 (NEMA 1, 3, 4, 6, 12, 13) Protection
- Temperature Range: -25 to 70°C (-13 to 158°F)

Metric/in. Conversion Table

3.0 mm = .11 in.	41 mm = 1.61 in.
5.0 mm = .20 in.	60 mm = 2.36 in.
7.0 mm = .27 in.	121 mm = 4.76 in.

This table converts millimeters to inches in reference to the illustrations included on these pages

Accessories

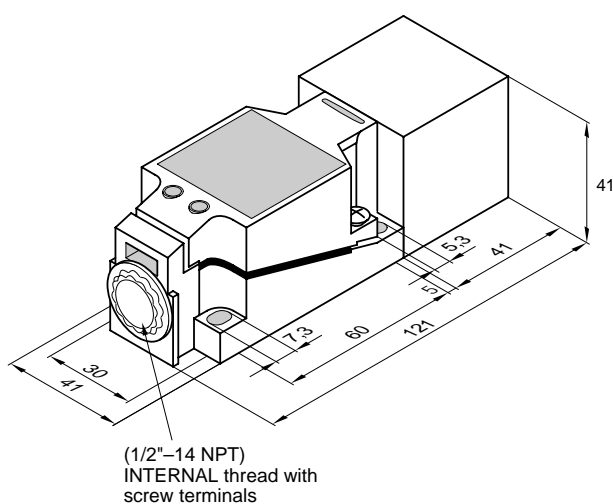
Mounting Brackets – see Pages 114-115

	Flush Mount	Partially Flush Mount
Sensing Distance	15mm (.59 in.)	25mm (.98 in.)
Cable or Connector Style Cat. No.	Screw Terminals	Screw Terminals
(Programmable NO/NC)	9853-5831	9853-5931
Voltage Range	20V - 250V AC	20V - 250V AC
Operating Frequency	50 - 60Hz	50 - 60Hz
Supply Current	≤2 mA	≤2 mA
Maximum Load Current	500 mA	500 mA
Voltage Drop Across Sensor	≤5V	≤5V
Short Term Current (20 ms, 1Hz)	8A	8A
Maximum Leakage Current	≤2 mA	≤2 mA
Switching Frequency	15Hz	15Hz
Hysteresis	≤15%	≤15%
Temperature Drift	≤10%	≤10%
Repeatability	.75mm (.03in.)	1.25mm (.049 in.)

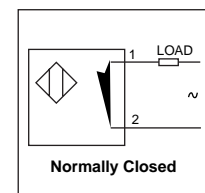
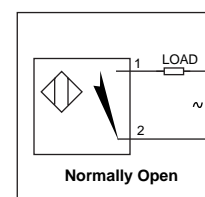
Note: Sensor dimensions in mm.

Screw Terminals

Screw terminals are located internally in housing for wire connections



Wiring Diagrams



Mouser Electronics

Authorized Distributor

Click to View Pricing, Inventory, Delivery & Lifecycle Information:

[Altech:](#)

[9853-5831](#)