

**DC - 3 WIRE WELD IMMUNE
LIMIT STYLE,
Trogamid T Housing,
10 - 60V DC, 400 mA**

- **9 rotatable sensing head positions**
- **Programmable NO/NC outputs**
- **Circuitry that protects from electromagnetic interference**
- **Carries C mark**

- IEC (529) IP67 (NEMA 1, 3, 4, 6, 12, 13) Protection
- Short Circuit Protection
- Overload Protection
- Reverse Polarity Protection
- Wire Break Resistance
- Temperature Range: -25 to 70°C (-13 to 158°F)

Metric/in. Conversion Table

3.0 mm = .11 in.	41 mm = 1.61 in.
5.0 mm = .20 in.	60 mm = 2.36 in.
7.0 mm = .27 in.	121 mm = 4.76 in.

This table converts millimeters to inches in reference to the illustrations included on these pages

Accessories

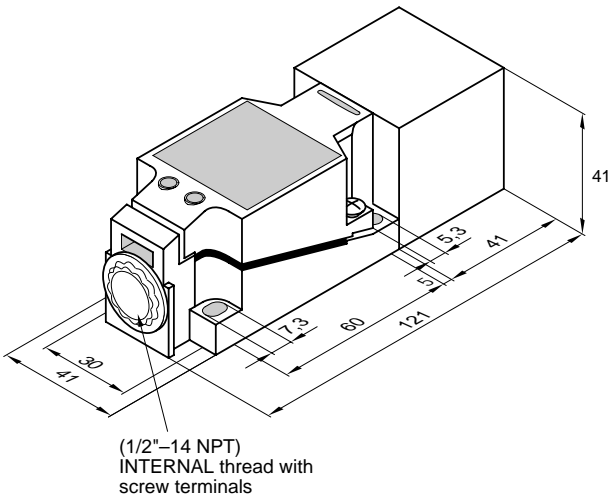
Mounting Brackets – see Pages 114-115

	Flush Mount	Partially Flush Mount
Sensing Distance	15mm (.59 in.)	25mm (.98 in.)
Cable or Connector Style Cat. No.	Screw Terminals	Screw Terminals
PNP (Programmable NO/NC)	9863-5833	9863-5933
Ripple Voltage	≤10%	≤10%
Voltage Range	10V-60V	10V - 60V
Supply Current	≤18 mA	≤18 mA
Max. Load Current	400 mA	400 mA
Voltage Drop Across Sensor	≤2.4V	≤2.4V
Max. Leakage Current	≤10 µA	≤10 µA
Switching Frequency	15 Hz	15 Hz
Hysteresis	≤15%	≤15%
Temperature Drift	≤10%	≤10%
Repeatability	1.5mm (.059 in.)	2.5mm (.098 in.)

Note: Sensor dimensions in mm.

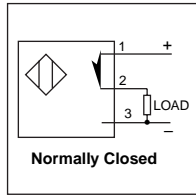
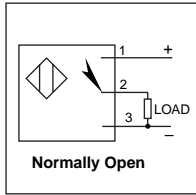
Screw Terminals

Screw terminals are located internally in housing for wire connections



Wiring Diagrams

PNP



Mouser Electronics

Authorized Distributor

Click to View Pricing, Inventory, Delivery & Lifecycle Information:

[Altech:](#)

[9863-5933](#)