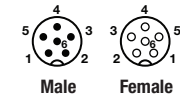
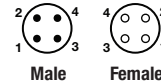
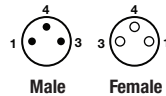


Bulkhead Connectors | M8 - Panel Feed-Through Connectors

- Male/ Female M8 to open lead
- Solder versions
- PCB versions
- 3, 4, 6 pole Connectors
- Custom cable length available
- Brass Housing
- IP67 Rating
- A-Coding

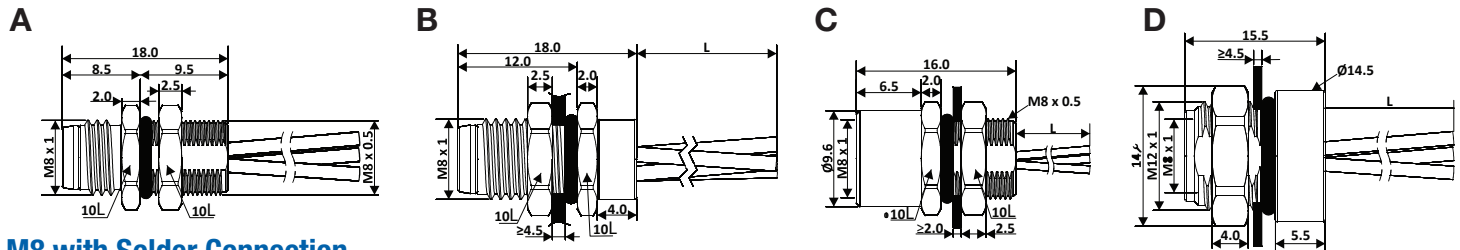


M8 with Assembled Wires (500mm length)



Wire Type	Mounting	Male/ Female	Panel Thread	3 Pole Cat No.	4 Pole Cat No.	6 Pole Cat No.	Drawing No.
PVC	Front	Male	M08X0.5 mm	ALBKM08-FM8BR3-P5	ALBKM08-FM8BR4-P5	ALBKM08-FM8BR6-P5	A
		Female	M08X0.5 mm	ALBKF08-FM8BR3-P5	ALBKF08-FM8BR4-P5	ALBKF08-FM8BR6-P5	B
	Rear	Male	M08X0.5 mm	ALBKM08-RM8BR3-P5	ALBKM08-RM8BR4-P5	ALBKM08-RM8BR6-P5	C
		Female	M12x1mm	ALBKF08-RM12BR3-P5	ALBKF08-RM12BR4-P5	ALBKF08-RM8BR6-P5	D
TPE	Front	Male	M08X0.5 mm	ALBKM08-FM8BR3-T5	ALBKM08-FM8BR4-T5	ALBKM08-FM8BR6-T5	A
		Female	M08X0.5 mm	ALBKF08-FM8BR3-T5	ALBKF08-FM8BR4-T5	ALBKF08-FM8BR6-T5	B
	Rear	Male	M08X0.5 mm	ALBKM08-RM8BR3-T5	ALBKM08-RM8BR4-T5	ALBKM08-RM8BR6-T5	C
		Female	M12x1mm	ALBKF08-RM12BR3-T5	ALBKF08-RM12BR4-T5	ALBKF08-RM8BR6-T5	D

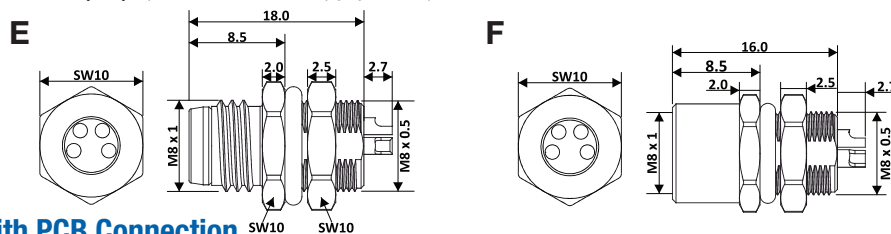
Dimensions (mm) / (to convert to inches multiply by 0.03937)



M8 with Solder Connection

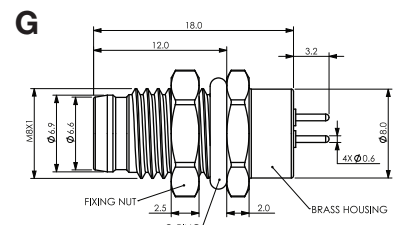
Termination	Mounting	Male/ Female	Panel Thread	3 Pole Cat No.	4 Pole Cat No.	Drawing No.
Solder	Front	Male	M08X0.5 mm	ALBKM08-FM8BR3-SL	ALBKM08-FM8BR4-SL	E
		Female	M08X0.5 mm	ALBKF08-FM8BR3-SL	ALBKF08-FM8BR4-SL	F

Dimensions (mm) / (to convert to inches multiply by 0.03937)



M8 with PCB Connection

Termination	Mounting	Male/ Female	Panel Thread	3 Pole Cat No.	4 Pole Cat No.	Drawing No.
PCB	Front	Male	M08X0.5 mm	ALBKM08-RM8BR3-S0	ALBKM08-RM8BR4-S0	G



Technical Information

General Specification

Operating Voltage	60V/ 30V (3,4 pole)
Current Rating	3A
Insulation Resistance	>=100 MΩ
Temperature Range	-25°C...+75°C
Protection Degree	IP67

Material Specification

Housing Material	Brass Ni Plated
Contact	CU-Zn
Contact Plating	Gold Plated
Contact Carrier	Nylon 66
O-Ring	Neoprene

Overview and Ordering Information

Molded Sensor & Actuator Cable Assemblies

- Female/ Male Connectors to Open Cable
- Straight and Angled Connectors
- PVC and PUR Cables
- M8 and M12 versions
- 2, 5, 10m standard length
- Custom length available



CB	F	12	-	S	4	4	N	0	-	02	B	PVC
TYPE CB = Cable Assembly	M/F M = Male F = Female	Size 08 = M8 12 = M12		Orientation S = Straight R = Right Angled	Pins 4 5 8 12	No. Wires 3 4 5 8 12	Shielded S = Shielded N = Non Shielded	LEDs 0 2 3		Cable Length 02 = 2m 05 = 5m 10 = 10m -	Cable Color B = Black G = Green U = Blue O = Orange T = Teal Y = Yellow	Cable Type / Cross Section PVC PUR TPE P34 : PVC 22AWG P75 : PVC 18 AWG PTFE

Field-Wired Connectors

- Female/ Male Versions
- M8 and M12 versions
- Straight and Angled Connectors
- M8: 3, 4 pole
- M12: 4, 5, 8 pole
- Screw/ Solder Terminals
- A-Coding



1	2	3	-	4	5	6	7	8	-	9	10	11
CN	F	12	-	S	3	S	P	0	-	B	P	7
TYPE CN = Field-Wired Connector	M/F M = Male F = Female	Size 08 = M08 12 = M12		Orientation S = Straight R = Right Angled	Pins 3 4 5	Connection S = Screw L = Solder	Housing Material P = Plastic (PA66) B = Brass S = Stainless Steel Z = Zinc Die Cast	LEDs 0 2 3		Coupling Nut B = Brass P = Plastic	Cable Outlet MOC P = Plastic B = Brass Z = Zinc Casted S = Stainless Steel	Cable Outlet 7 = PG7 9 = PG9

Bulkhead/ Panel-Mount Connector

- Female/ Male Versions
- M8 and M12 versions
- Front/ Rear Mount connectors
- M8: 3, 4 pole
- M12: 4, 5, 8, 12 pole
- Custom cable length
- A-Coding



1	2	3	-	4	5	6	7	8	-	9	10
ALBK	F	12	-	F	P	B	R	5	-	P	2
TYPE ALBK = Bulkhead/ Panel-Mount Connector	Male/Female M = Male F = Female	Type 08 = M8 12 = M12		Mounting F = Front R = Rear	Thread P = PG9 M = M16 M20 = M20 M8 = M8 M10 = M10	Nut Material B = Brass P = Plastic S = Stainless	Housing Material L = Plastic R = Brass S = Stainless	No. Pins 3 4 5 8 12		Termination P = Pre-Wired S = Solder / Screw / PCB	Cable / Wire Length 0 = No Wire/PCB L = Solder 1 = 100mm 2 = 200mm 3 = 300mm 5 = 500mm

Mouser Electronics

Authorized Distributor

Click to View Pricing, Inventory, Delivery & Lifecycle Information:

[Altech:](#)

[ALBKF08-RM12BR3-P5](#) [ALBKF08-RM12BR4-P5](#) [ALBKF08-FM8BR3-P5](#) [ALBKF08-FM8BR3-P5-E](#) [ALBKF08-FM8BR3-SL](#) [ALBKF08-FM8BR4-P5](#) [ALBKF08-FM8BR4-SL](#) [ALBKF12-FMBR12-P2](#) [ALBKF12-FMBR12-S0](#) [ALBKF12-FMBR4-P2](#) [ALBKF12-FMBR4-S0](#) [ALBKF12-FMBR4-SL](#) [ALBKF12-FMBR5-P2](#) [ALBKF12-FMBR5-S0](#) [ALBKF12-FMBR5-SL](#) [ALBKF12-FMBR8-P2](#) [ALBKF12-FMBR8-S0](#) [ALBKF12-FPBR12-P2](#) [ALBKF12-FPBR12-S0](#) [ALBKF12-FPBR4-P2](#) [ALBKF12-FPBR4-S0](#) [ALBKF12-FPBR5-P2](#) [ALBKF12-FPBR5-S0](#) [ALBKF12-FPBR8-P2](#) [ALBKF12-FPBR8-S0](#) [ALBKF12-RMBR12-P2](#) [ALBKF12-RMBR12-S0](#) [ALBKF12-RMBR4-S0](#) [ALBKF12-RMBR5-P2](#) [ALBKF12-RMBR5-S0](#) [ALBKF12-RMBR8-P2](#) [ALBKF12-RMBR8-S0](#) [ALBKF12-RPBR12-P2](#) [ALBKF12-RPBR12-S0](#) [ALBKF12-RPBR4-P2](#) [ALBKF12-RPBR4-S0](#) [ALBKF12-RPBR5-P2](#) [ALBKF12-RPBR5-S0](#) [ALBKF12-RPBR8-P2](#) [ALBKF12-RPBR8-S0](#) [ALBKM12-FMBR12-P2](#) [ALBKM12-FMBR12-S0](#) [ALBKM12-FMBR4-P2](#) [ALBKM12-FMBR4-S0](#) [ALBKM12-FMBR4-SL](#) [ALBKM12-FMBR5-P2](#) [ALBKM12-FMBR5-S0](#) [ALBKM12-FMBR5-SL](#) [ALBKM12-FMBR8-P2](#) [ALBKM12-FMBR8-S0](#) [ALBKM12-FPBR12-P2](#) [ALBKM12-FPBR12-S0](#) [ALBKM12-FPBR4-P2](#) [ALBKM12-FPBR4-S0](#) [ALBKM12-FPBR5-P2](#) [ALBKM12-FPBR5-S0](#) [ALBKM12-FPBR8-P2](#) [ALBKM12-FPBR8-S0](#) [ALBKM12-RMBR12-P2](#) [ALBKM12-RMBR12-S0](#) [ALBKM12-RMBR4-P2](#) [ALBKM12-RMBR4-S0](#) [ALBKM12-RMBR5-P2](#) [ALBKM12-RMBR5-S0](#) [ALBKM12-RMBR8-P2](#) [ALBKM12-RMBR8-S0](#) [ALBKM12-RPBR12-P2](#) [ALBKM12-RPBR12-S0](#) [ALBKM12-RPBR4-P2](#) [ALBKM12-RPBR4-S0](#) [ALBKM12-RPBR5-P2](#) [ALBKM12-RPBR5-S0](#) [ALBKM12-RPBR8-P2](#) [ALBKM12-RPBR8-S0](#) [ALBKM12-R12BR5-S0](#) [ALBKF08-RM10BR6-P5](#) [ALBKM12-R12BR4-S0](#) [ALBKM12-R12BR12-S0](#) [ALBKF08-RM12BR3-T5](#) [ALBKM12-R12BR8-S0](#) [ALBKF08-RM8BR6-P5](#) [ALBKF08-RM12BR4-T5](#) [ALBKF08-FM8BR3-T5](#) [ALBKF08-FM8BR3-T5-E](#) [ALBKF08-FM8BR4-T5](#) [ALBKF08-FM8BR6-P5-E](#) [ALBKF08-FM8BR6-P5](#) [ALBKF12-FMBR4-SR](#) [ALBKF12-RMBR8-02BPUR](#) [ALBKM12-FM20BR8-P2](#) [ALBKM12-FPBR4-T5](#) [ALBKM12-RMBR8-P3](#) [ALBKF12-FM20BR5-P2](#) [ALBKF12-FMBR12-P5](#) [ALBKF12-RMBR12-P5](#) [ALBKF12-RMBR4-01BPUR-ST](#) [ALBKF12-RMBR5-SH0](#) [ALBKF12-RPBR12-T5](#) [ALBKM12-FPBR5-T5](#) [ALBKM12-RMBR4-05BPVC-ST](#)