




## VP-1000 Non-Contact Voltage Detector



- 1 Probe tip (Voltage sensor) 2 Probe body 3 Battery cap

### SYMBOLS

	Caution! Risk of electric shock.		Caution! Refer to the explanation in this instruction sheet.
	Double insulated		Battery
	Canadian Standards Association (NRTL/C)		Conforms to relevant Australian standards
	Complies with European Directives.		Do not dispose of this product as unsorted municipal waste. Contact a qualified recycler.
<b>CAT IV</b>	Equipment is for measurements performed at the source of a low voltage installation. (i.e. electrical meters and measurements on primary over current protection devices and ripple control units.)		

### For Use by Competent Persons

Anyone using this instrument should be knowledgeable and trained about the risks involved with measuring voltage, especially in an industrial setting, and the importance of taking safety precautions and of testing the instrument before and after using it to ensure that it is in good working condition.

### SAFETY INFORMATION



To avoid possible electric shock or personal injury:

- If the Tester is used in a manner not specified by the manufacturer, protection provided by the Tester may be affected.
- Test on a known live source within the rated ac voltage range of the product, both before and after use to ensure unit is in good working condition.
- When using the Tester, if tip does not glow, voltage could still be present. The Tester indicates active voltage in the presence of electrostatic fields of sufficient strength generated from the source voltage. If the field strength is low, the Tester may not provide indication of live voltage. Lack of an indication occurs if the Tester is unable to sense the presence of voltage which may be influenced by several factors including, but not limited to:
  - Shielded wire/cables
  - Thickness and type of insulation
  - Distance from the voltage source
  - Fully-isolated users that prevent an effective ground
  - Receptacles in recessed sockets/ differences in socket design
  - Condition of the Tester and batteries

- Do not use if the Tester appears damaged or if the Tester is not operating properly. Specifically examine the probe tip for cracks or breakage before use. If in doubt, have the Tester serviced.
- Do not apply more than the rated voltage as marked on the Tester.
- Use caution with voltages above 30 V ac as a shock hazard may exist.
- Comply with local and national safety requirements.
- Use proper protective equipment as required by local or national authorities.

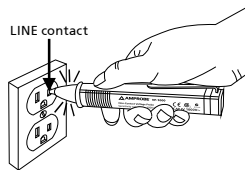
### OPERATING INSTRUCTIONS

The product is always on and ready to use, subject to battery and Tester condition.

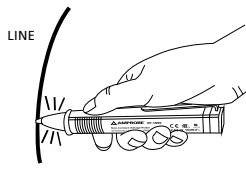
#### Checking for the Presence of AC Voltage

Placing the tip of the Tester near an ac voltage (within the specified range of the Tester) produces flashing illumination at the tip.

Testing receptacle:

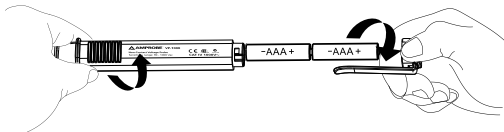


Testing wires:



VP-1000: Illuminates when ac voltage is detected.

### BATTERY REPLACEMENT



### CLEANING

The Tester can be cleaned with a mild solution of water. Apply sparingly with a soft cloth and allow to dry completely before using. Do not use aromatic hydrocarbons, gasoline or chlorinated solvents for cleaning.

### DETAILED SPECIFICATIONS

Operating Voltage Range: 90 Vac to 1000 Vac, 50 / 60 Hz

Detection VP-1000: Illuminates at approximately 10 mm (0.39 in) distance from a wire carrying 120 Vac.

Operating Temperatures: 0°C to +50°C (32°F to 122°F), ≤95% RH

Storage Conditions: -10°C to +50°C (14°F to 122°F), ≤95% RH

Operating Altitude: ≤ 2000 meters (CAT IV 1000 V)

Power Supply: Two 1.5V AAA batteries

Dimensions (L x W x H): 155 x 24.5 x 21.5 mm (6.10 x 0.96 x 0.85 in)

Weight: Approximately 50 g (0.11 lb) with batteries installed

Safety Compliance: IEC 61010-1 3rd Ed., UL61010-1 2nd Ed. and CAN/CSA C22.2 No. 61010.1-0.92 to CAT IV 1000 V, Pollution degree 2, IP40

EMC Compliance: IEC 61326-1

### Limited Warranty and Limitation of Liability

Your Amprobe product will be free from defects in material and workmanship for one year from the date of purchase, unless local laws require otherwise. This warranty does not cover fuses, disposable batteries or damage from accident, neglect, misuse, alteration, contamination, or abnormal conditions of operation or handling. Resellers are not authorized to extend any other warranty on the behalf of Amprobe. To obtain service during the warranty period, return the product with proof of purchase to an authorized Amprobe Service Center or to an Amprobe dealer or distributor. See Repair Section for details. THIS WARRANTY IS YOUR ONLY REMEDY. ALL OTHER WARRANTIES - WHETHER EXPRESS, IMPLIED OR STATUTORY - INCLUDING IMPLIED WARRANTIES OF FITNESS FOR A PARTICULAR PURPOSE OR MERCHANTABILITY, ARE HEREBY DISCLAIMED. MANUFACTURER SHALL NOT BE LIABLE FOR ANY SPECIAL, INDIRECT, INCIDENTAL OR CONSEQUENTIAL DAMAGES OR LOSSES, ARISING FROM ANY CAUSE OR THEORY. Since some states or countries do not allow the exclusion or limitation of an implied warranty or of incidental or consequential damages, this limitation of liability may not apply to you.

### Repair

All test tools returned for warranty or non-warranty repair or for calibration should be accompanied by the following: your name, company's name, address, telephone number, and proof of purchase. Additionally, please include a brief description of the problem or the service requested and include the test leads with the meter. Non-warranty repair or replacement charges should be remitted in the form of a check, a money order, credit card with expiration date, or a purchase order made payable to Amprobe®.

### In-Warranty Repairs and Replacement – All Countries

Please read the warranty statement and check your battery before requesting repair. During the warranty period any defective test tool can be returned to your Amprobe® distributor for an exchange for the same or like product. Please check the "Where to Buy" section on [www.amprobe.com](http://www.amprobe.com) for a list of distributors near you. Additionally, in the United States and Canada in-warranty repair and replacement units can also be sent to a Amprobe® Service Center.

### Non-Warranty Repairs and Replacement – US and Canada

Non-warranty repairs in the United States and Canada should be sent to a Amprobe® Service Center. Call Amprobe® or inquire at your point of purchase for current repair and replacement rates.

### Non-Warranty Repairs and Replacement – Europe

European non-warranty units can be replaced by your Amprobe® distributor for a nominal charge. Please check the "Where to Buy" section on [www.amprobe.com](http://www.amprobe.com) for a list of distributors near you.



Visit us at [www.TestEquipmentDepot.com](http://www.TestEquipmentDepot.com)

\*(Correspondence only – no repair or replacement available from this address. European customers please contact your distributor.)



Please Recycle  
6/2014, Rev.03 ©2014 Amprobe.  
All rights reserved. Printed in China

# Mouser Electronics

Authorized Distributor

Click to View Pricing, Inventory, Delivery & Lifecycle Information:

[AMPROBE:](#)

[VP-1000](#)