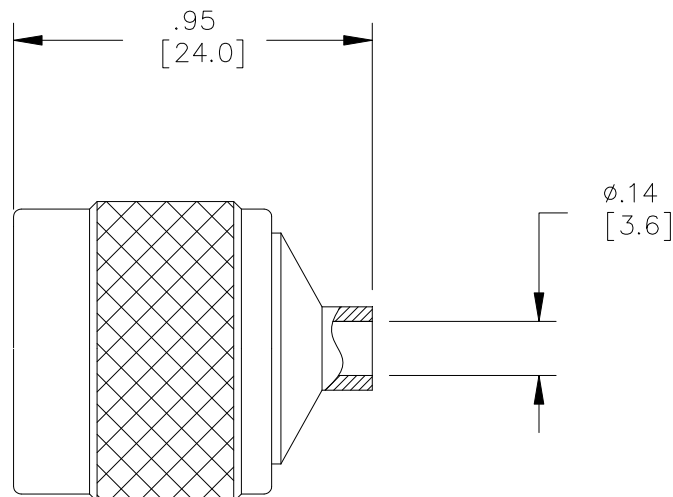


Model 73052
N Type Plug, 50 Ohm, Crimp Type, Semi-Rigid 402

Model 73052
N Type Plug, 50 Ohm, Crimp Type,
Semi-Rigid 402



Features

- DC – 11GHz bandwidth.
- Connectors are precision machined.
- Meets interface requirements MIL-C-39012.
- Connector accepts cable types RG/U: 402

Materials

Center Conductor, Male: Brass, Gold Plated
Connector Body: Brass, Nickel Plated and Silver Plated
Insulators: PTFE
Gasket: Silicone Rubber

Specifications

Impedance:	50Ω
Frequency Range:	DC – 11GHz
Contact Resistance:	
Center Conductor:	≤1.0 mΩ
Outer Conductor:	≤0.2 mΩ
Insulation Resistance:	≥ 5000 MΩ
Dielectric Withstand Voltage:	1500V
<i>For CE compliance, do not hold in hand when voltages exceed 33 Vrms / 70 Vdc.</i>	
VSWR:	≤1.4
Number of Insertions:	500 cycles minimum

Ordering Information

Model: **73052**

USA: Sales: 800-490-2361
Technical Support: technicalsupport@pomonatest.com
Fax: 425-446-5844
Europe: 31-(0) 40 2675 150 **International:** 425-446-5500
Where to Buy: www.pomonaelectronics.com

All dimensions are in inches. Tolerances (except noted): .xx = ±.02" (.51 mm), .xxx = ±.005" (.127 mm). All specifications are to the latest revisions. Specifications are subject to change without notice. Registered trademarks are the property of their respective companies.

Model 73052

N Type Plug, 50 Ohm, Crimp Type, Semi-Rigid 402

Cable Types and Crimp Die Information

Connector Model #	Cable Groups	Crimp Die Cavity Size for Outer Ferrule
73052	RG402	.151 (3.8)

Cable Assembly Instructions

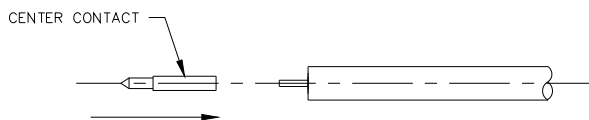
1. CUT CABLE END EVENLY AND PERPENDICULAR



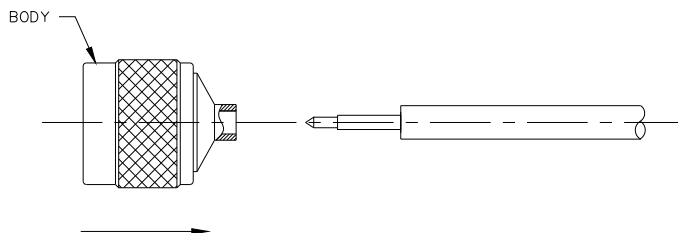
2. STRIP CABLE TO DIMENSIONS SHOWN.



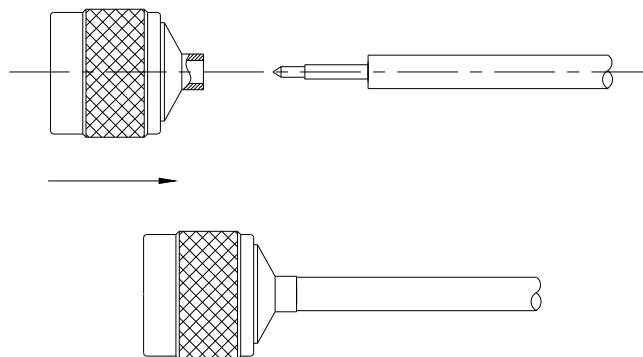
3. SLIDE CENTER CONTACT OVER CENTER CONDUCTOR AND CRIMP.



4. SLIDE CONNECTOR BODY OVER CENTER CONDUCTOR.



5. SLIDE AND PRESS CABLE ASSEMBLY INTO CONNECTOR BODY UNTIL CENTER CONTACT IS SEATED.



USA: Sales: 800-490-2361
Technical Support: technicalsupport@pomonatest.com
Fax: 425-446-5844
Europe: 31-(0) 40 2675 150 **International:** 425-446-5500
Where to Buy: www.pomonaelectronics.com

All dimensions are in inches. Tolerances (except noted): .xx = $\pm .02$ " (.51 mm), .xxx = $\pm .005$ " (.127 mm). All specifications are to the latest revisions. Specifications are subject to change without notice. Registered trademarks are the property of their respective companies.

Mouser Electronics

Authorized Distributor

Click to View Pricing, Inventory, Delivery & Lifecycle Information:

Pomona:

73052