

GPS 430-II

GPS Synchronization Module

Instruction Sheet

Introduction

The GPS 430-II GPS Synchronization Module guarantees that the time clock uncertainty of the Fluke 430-Series II Power Quality Analyzers does not exceed ± 20 ms for 50 Hz signals according to IEC 61000-4-30. This performance is necessary to ensure that Class A instruments produce the same 10 aggregation results when connected to the same signal. The GPS 430-II can only be used on the Fluke 430-Series II Power Quality Analyzers.

Note

The GPS system is operated by the government of the United States, which is solely responsible for its accuracy and maintenance.

Contacting Fluke

To contact Fluke, call one of the following telephone numbers:

- Technical Support USA: 1-800-44-FLUKE (1-800-443-5853)
- Calibration/Repair USA: 1-888-99-FLUKE (1-888-993-5853)
- Canada: 1-800-36-FLUKE (1-800-363-5853)
- Europe: +31 402-675-200
- Japan: +81-3-6714-3114
- Singapore: +65-6799-5566
- Anywhere in the world: +1-425-446-5500

Or, visit Fluke's website at www.fluke.com.

To register your product, visit <http://register.fluke.com>.

To view, print, or download the latest manual supplement, visit <http://us.fluke.com/user/support/manuals>.

PN 4720044

September 2015




©2015 Fluke Corporation. All rights reserved.
Specifications are subject to change without notice. All product names are trademarks of their respective companies.



004024700891

Symbols

The table below lists the symbols used on the Product and in this instruction sheet.

Symbol	Description
	Risk of Danger. Important information. See Instruction Sheet.
	Conforms to European Union directives.
	This product complies with the WEEE Directive marking requirements. The affixed label indicates that you must not discard this electrical/electronic product in domestic household waste. Product Category: With reference to the equipment types in the WEEE Directive Annex I, this product is classed as category 9 "Monitoring and Control Instrumentation" product. Do not dispose of this product as unsorted municipal waste.

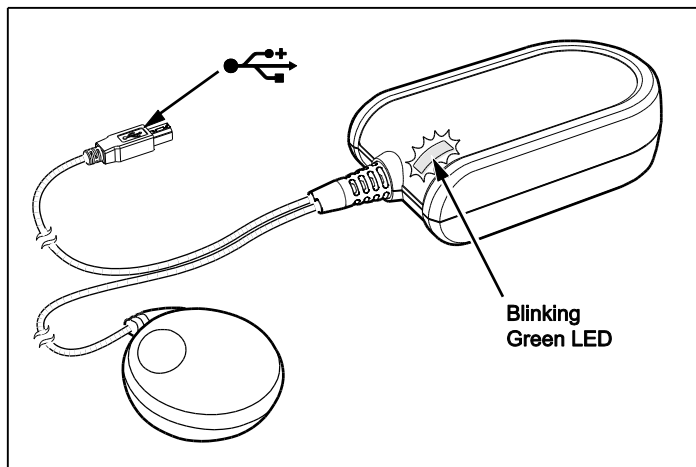
Before You Start

Warning

To prevent possible electric shock, fire, or personal injury, do not permit the cables or GPS antenna to come in contact with hazardous electrical conductors. This Product is not intended to be installed in electrical cabinets or other locations where hazardous conductors are exposed.

Your shipment includes:

- 1x GPS 430-II unit with 2 cables (Figure 1):
 - Cable with mini USB connector
 - Cable connected to the GPS module
- 1x Universal Mains-Power Adapter BC430/820 (Figure 2)
- 1x Instruction Sheet GPS 430-II (this sheet)
- 1x Instruction Sheet BC430/820



gps430-ii.eps

Figure 1. GPS 430-II

The Universal Mains-Power Adapter consists of the following items:

- BC430/820 Switch Mode Power Adapter (with dc cable)
- Universal mains cord with male and female connector
- Set of mains plug adapters (6x) for all standard mains outlets
- Brazilian-style mains cord adapter, approximately 0.25 m (10 in)

Carefully check the contents of your shipment. If content is damaged or missing, contact your distributor or the nearest Fluke sales or service office.

Instructions

Read the instructions for the power adapter before you use.

⚠ Caution

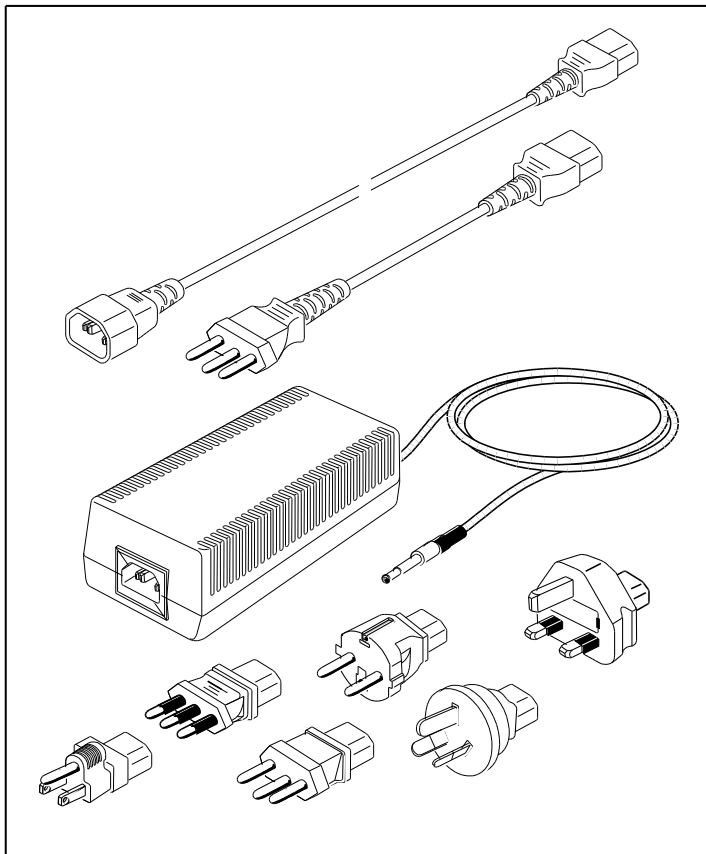
For connection to the mains outlet, use a power cord that complies with national standards.

Note

Do not open the BC430/820, it is not serviceable.

To use the GPS 430-II:

1. Connect the BC430/820 power adapter output to the GPS 430-II.



htx03.eps

Figure 2. BC430/820

2. Connect the BC430/820 to the line voltage.
The blinking green LED on the GPS 430-II indicates that the power to the module is turned on (Figure 1).
 3. Connect the USB connector to the 430 Series II Power Quality Analyzer (PQA).
 4. Turn on the PQA.
- On the PQA:
5. Push **Setup** button and **F4** (Manual Setup).
 6. Use the cursor to select **Time**.
 7. Push **F2** to turn on the GPS.

Note

For the correct reception, the GPS module should not be covered by metal or enclosed in a steel cage. It is advised to position this module close to a window to ensure it picks up as many satellite signals as possible.

Specifications

Safety Pollution Degree 2

Electromagnetic Compatibility

International IEC 61326-1: Basic Electromagnetic Environment

CISPR 11: Group 1, Class A

Group 1: Equipment has intentionally generated and/or uses conductively-coupled radio frequency energy that is necessary for the internal function of the equipment itself.

Class A: Equipment is suitable for use in all establishments other than domestic and those directly connected to a low-voltage power supply network that supplies buildings used for domestic purposes. There may be potential difficulties in ensuring electromagnetic compatibility in other environments due to conducted and radiated disturbances.

Emissions that exceed the levels required by CISPR 11 can occur when the equipment is connected to a test object.

The equipment may not meet the immunity requirements of this standard when test leads and/or test probes are connected.

USA (FCC)..... 47 CFR 15 subpart B. This product is considered an exempt device per clause 15.103.

Temperature

Operating 0 °C to 50 °C (32 °F to 122 °F), up to 90 % rel. humidity, no condensation

Storage -40 °C to +70 °C (-40 °F to +158 °F) 10 % to 95 % rel. humidity

Altitude..... 2 000 m (6 562 ft) above sea-level

Service Centers

To locate an authorized service center, go to www.fluke.com.

LIMITED WARRANTY AND LIMITATION OF LIABILITY

This Fluke product will be free from defects in material and workmanship for one year from the date of purchase. This warranty does not cover fuses, disposable batteries, or damage from accident, neglect, misuse, alteration, contamination, or abnormal conditions of operation or handling. Resellers are not authorized to extend any other warranty on Fluke's behalf. To obtain service during the warranty period, contact your nearest Fluke authorized service center to obtain return authorization information, then send the product to that Service Center with a description of the problem.

THIS WARRANTY IS YOUR ONLY REMEDY. NO OTHER WARRANTIES, SUCH AS FITNESS FOR A PARTICULAR PURPOSE, ARE EXPRESSED OR IMPLIED. FLUKE IS NOT LIABLE FOR ANY SPECIAL, INDIRECT, INCIDENTAL OR CONSEQUENTIAL DAMAGES OR LOSSES, ARISING FROM ANY CAUSE OR THEORY. Since some states or countries do not allow the exclusion or limitation of an implied warranty or of incidental or consequential damages, this limitation of liability may not apply to you.

Fluke Corporation
P.O. Box 9090
Everett, WA 98206-9090
U.S.A.

Fluke Europe B.V.
P.O. Box 1186
5602 BD Eindhoven
The Netherlands

Mouser Electronics

Authorized Distributor

Click to View Pricing, Inventory, Delivery & Lifecycle Information:

Fluke:

GPS430-II