

### MATERIALS:

#### **BNC Male**

- Body and Fittings – Brass per QQ-B-626, Alloy 360, ½ Hard.
- Center Contact – Brass per QQ-B-626, Alloy 360, ½ Hard.
- Dielectric (Front Insulator and Rear Insulator) – Teflon per ASTM D1457.
- Vee Gasket – Silicone rubber per QQ-R-765, Class 11A, Grade 50.
- Clamp Nut, Washer and Spacer – Brass per QQ-B-626, Alloy 360, ½ Hard.

#### Finish:

- Body and Fittings – Tarnish resistant
- Center Contact – Gold plated per requirements of MIL-C-39012
- Clamp Nut – Nickel-plated per QQ-N-290, Class 2, 200/300 micro inches.

#### Stress Relief Boot

- Boot – PVC. Marking: “POMONA ELECTRONICS”

### RATINGS:

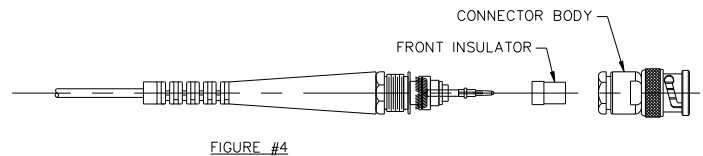
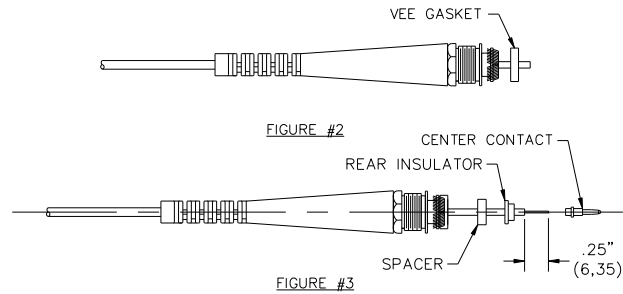
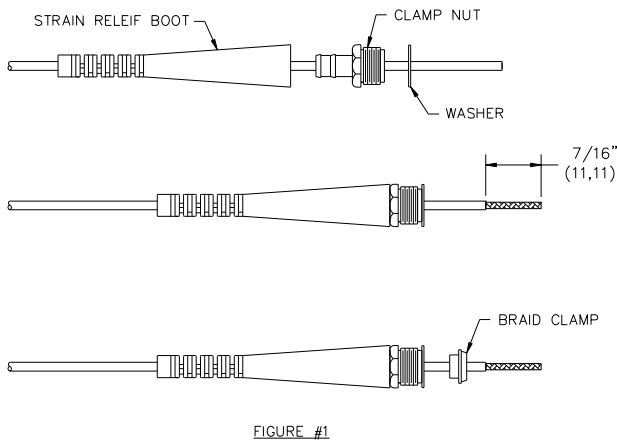
- Operating Temperature: +50°C. (+122°F.) Max.
- Operating Voltage: 500 VRMS

### ORDERING INFORMATION: Model 5068-\*

\*= Color, Standard Colors: -0 Black, additional colors can be quoted upon request.

All dimensions are in inches. Tolerances (except noted): .xx = ±.02” (.51 mm), .xxx = ±.005” (.127 mm).  
All specifications are to the latest revisions. Specifications are subject to change without notice.  
Registered trademarks are the property of their respective companies.

Sales: 800-490-2361 Fax: 888-403-3360 Technical Support: 800-241-2060 (technicalsupport@pomonatest.com)  
For “Where to Buy” information, visit the Pomona web site at [www.pomonaelectronics.com](http://www.pomonaelectronics.com)



### FIGURE #1

- A. Slide strain relief, clamp nut and washer over cable.
- B. Trim outer jacket from cable.
- C. Slide center conductor, dielectric and braid through braid clamp.

### FIGURE #2

- D. Fold back braid back over braid clamp and trim braid.
- E. Slide V-Gasket over center conductor and dielectric on top of braid clamp.

### FIGURE #3

- F. Slide spacer and rear insulator over center conductor and dielectric.
- G. Strip dielectric from center conductor.
- H. Slide contact onto center conductor and solder.

### FIGURE #4

- I. Place front insulator into connector body.
- J. Assemble connector body.

All dimensions are in inches. Tolerances (except noted): .xx = ±.02" (.51 mm), .xxx = ±.005" (.127 mm).

All specifications are to the latest revisions. Specifications are subject to change without notice.

Registered trademarks are the property of their respective companies.

Sales: 800-490-2361 Fax: 888-403-3360 Technical Support: 800-241-2060 (technicalsupport@pomonatest.com)  
For "Where to Buy" information, visit the Pomona web site at [www.pomonaelectronics.com](http://www.pomonaelectronics.com)

# Mouser Electronics

Authorized Distributor

Click to View Pricing, Inventory, Delivery & Lifecycle Information:

[Pomona:](#)

[5068-0](#)