

# PRM-6

## Phase Sequence and Motor Rotation Tester

### Don't second guess three-phase systems

If you install or connect 3-phase motors and systems, you recognize the importance of verifying the correct motor rotation and wiring phase sequence. Improper connections can cause motors to rotate in reverse direction, potentially damaging the motor and the equipment it is powering.

The PRM-6 Phase Sequence and Motor Rotation Tester can test the motor rotation of 3-phase systems and verify 3-phase receptacle wiring and phase sequencing with test leads.

An additional advanced feature is wireless motor rotation detection, which senses motor rotation direction without use of test leads. This is particularly useful for fast-running motors when the motor rotation cannot be visually determined or when the drive shaft is not visible.

Durably constructed with a rubber outer casing, the PRM-6 has a bright, backlight LCD display, CAT IV 600 V rating, and conforms to EN 61010 and EN 61557 standards, making it an essential tool for motor rotation and phase sequence testing in commercial and industrial environments on electrical systems up to 700 V.

### PRM-6 Features

- **3-phase wire sequence indication**
- **Synchronous or asynchronous** motor rotation direction
- **Error displays** (missing phase, one input connected to neutral or PE)
- **Non-contact**, wireless motor rotation detection on running motors
- **Indicates motor rotation** of disconnected motors when spinning the shaft by hand or other means
- **3-phase** to phase voltage up to 700 V
- **Clear backlit LCD** display with easy to read symbols
- **Durable, rubber casing** for 3 ft. (1 m) drop-proof protection
- **Low battery warning**
- **Safety:** CAT IV 600 V






## PRM-6 Applications

- **Indicates the phase rotation in 3-phase systems** for both power sources and motors.
- **Identifies faulty 3-phase wiring** with de-energized phases or incorrectly wired receptacles.
- **Indicates motor rotation in disconnected motors** using test leads and by spinning the shaft by hand or other means.
- **Tests for rotation direction on a running motor** with the built-in non-contact, wireless sensor – specifically important for fast running motors or motors where the shaft is not visible.



## PRM-6 Detailed Specifications

Feature	PRM-6
3-Phase indication and open-phase check	LCD
Phase rotation detection	Voltage range (frequency): 40 – 700 V (16 – 60 Hz) 50 – 700 V (60 – 400 Hz) Nominal test current: < 3.5 mA
Non-contact, wireless motor rotation detection	Frequency range: 16 – 400 Hz
De-energized motor rotation test	Voltage range: ≥ 1 V – 700 V Frequency range: 2 – 400 Hz
<b>General specifications</b>	
Operating temperature	0°C to 40°C (32°F to 104°F)
Operating altitude	Up to 2000 m
Power	AAA battery (2)
Dimensions (L x W x H)	5.43 in (13.7 cm) x 2.56 in (6.5 cm) x 1.3 in (3.3 cm)
Weight	0.38 lb (0.17 kg)
Electrical safety	EN 61010-1, EN 61010-031, EN 61557-1 EN 61557-7, conforms to EN 61326-1
Safety rating	CAT IV 600V
Agency approval	  



**Accessories Included:** 3 test leads, 3 test probes, 3 alligator clips, user manual, carrying bag, 2 AAA batteries.

# Mouser Electronics

Authorized Distributor

Click to View Pricing, Inventory, Delivery & Lifecycle Information:

[AMPROBE:](#)

[PRM-6/KIT](#)