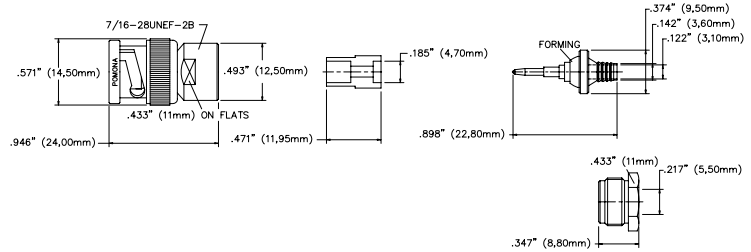


**Models 7207**  
**BNC (M) 50 Ω RG58, 141, 223, 303, Belden 7806A, LMR195**



Model 7207 BNC (M), Wrench Crimp

Ideal for 50 Ω coax cable applications.

**Features**

Designed for common cables (see table below for cable types). Precision machined. Gold plated (15 micro-inches) contacts. Insulation material is PTFE (not Delrin).

**Materials**

Body: Machined brass with tarnish resistant nickel plating.

- Center pin contact: Gold plated (15 micro-inches) brass.
- Body made from precision machined high quality brass (not die cast).
- High quality machined PTFE dielectric.

**Ordering Information**

Model: 7207 BNC (M) 50 Ω

**Specifications**

Nominal Impedance	50 Ω
Frequency	0-4 GHz
VSWR	1.30 max.
Center / Outer Contact Resistance	1.5 / 1.0 milliohms
Number of Insertions	500
Insulation Resistance	5000 Megohms (min)
Dielectric Withstand Voltage	1500 Vrms
Ratings: Voltage: 500 Vrms Operating Temperature: -85 °F to +131 °F (-65 °C to +55 °C) Max.	

Connector Model #	Cable Groups	Crimp Die set* Size (Hex/Pin)
7207	RG58, 58A, 58C, 141, 233, 303, Belden 7806A, LMR195	N/A

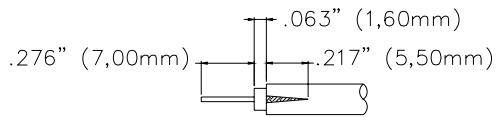
**Models 7207  
BNC (M) 50 Ω RG58, 141, 223, 303, Belden 7806A, LMR195**

**CABLE ASSEMBLY INSTRUCTIONS**

1. CUT CABLE END EVENLY AND PERPENDICULAR

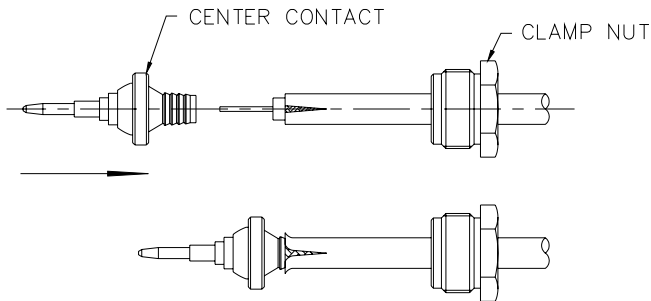


2. STRIP CABLE TO DIMENSIONS SHOWN.

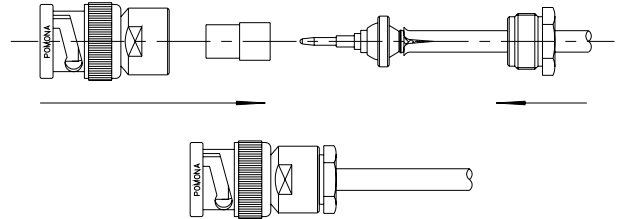


RECOMMENDED CABLE STRIP LENGTH

3. SLIDE CLAMP NUT OVER END OF CABLE THEN INSERT THE CONTACT ASSEMBLY UNDER BRAID AND JACKET.



4. INSERT CABLE AND PARTS INTO THE MAIN BODY, THEN SCREW THE HEX NUT UNTIL IT IS TIGHT.



# Mouser Electronics

Authorized Distributor

Click to View Pricing, Inventory, Delivery & Lifecycle Information:

[Pomona:](#)

[7207](#)