

Model 7237
BNC (M) 75 Ω , Crimp AT&T 735, C/S 735



Model 7237 BNC (M) 75 Ω , Crimp AT&T 735

Use for your 75 Ω broadcast applications and cable assemblies.

Features

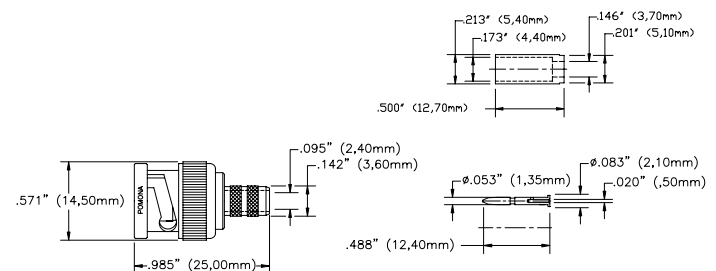
- True 75 Ω .
- Designed for common Belden cables (see table on page 2 for cable types and crimp die information).
- Precision machined.
- Gold-plated (15 micro-inches) contacts.
- Insulation material is PTFE (**not delrin**).

Materials

- Body is machined brass with tarnish resistant nickel plating.
- Male center pin contacts are gold plated (15 micro-inches) brass.
- High quality machined PTFE dielectric.

Ordering Information

Model: 7237, 75 Ω , AT&T 735, COMM/SCOPE 735, JUDD S95103101.



See page 2 for cable type, crimp information and cable assembly instructions.

Specifications

Nominal impedance	75 Ω
Frequency	0-3 GHz
VSWR	1.10 max. 0-3 GHz
Center / Outer contact resistance	1.5 / 1.0 m Ω
Number of insertions	500
Insulation resistance	5000 M Ω (min)
Dielectric withstand Voltage	1500 Vrms
Ratings: Voltage: 500 Vrms Operating temperature: -85 °F to +131 °F (-65 °C to +155 °C) Max.	

USA: Sales: 800-490-2361 Technical Support: 800-241-2060 Fax: 888-403-3360

Europe: 31-(0) 40 2675 150 International: 425-446-5500

e-mail: technicalsupport@pomonatest.com

Where to Buy: www.pomonaelectronics.com

All dimensions are in inches. Tolerances (except noted): .xx = \pm .02" (.51 mm), .xxx = \pm .005" (.127 mm). All specifications are to the latest revisions. Specifications are subject to change without notice. Registered trademarks are the property of their respective companies.

Model 7237
BNC (M) 75 Ω , Crimp AT&T 735, C/S 735

Connector Model #	Cable Groups	Crimp Die set* Size (Hex/Pin)
7237	AT&T 735, COMM/SCOPE 735, JUDD S95103101	Model 7285 (.178 / .042)

Cable Type and Crimp Die Sizes

*For use with Pomona crimp tool Model 7277.

Cable Assembly Instructions

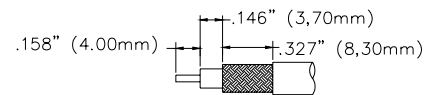
1. CUT CABLE END EVENLY AND PERPENDICULAR



2. SLIDE OUTER FERRULE OVER CABLE END.

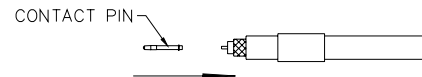


3. STRIP CABLE JACKET, BRAID, AND DIELECTRIC TO SPECIFICATION LENGTHS. (NOTE: FOIL AND BRAID CABLES SHOULD LEAVE FOIL TO END OF DIELECTRIC).



RECOMMENDED STRIP LENGTHS FOR MODEL 7236

4. INSERT CONTACT PIN ONTO CABLE'S CENTER CONDUCTOR SO THAT IT IS FLUSH TO DIELECTRIC, CRIMP OR SOLDER CONTACT FIRMLY.



USA: Sales: 800-490-2361 Technical Support: 800-241-2060 Fax: 888-403-3360

Europe: 31-(0) 40 2675 150 **International:** 425-446-5500

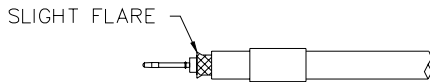
e-mail: technicalsupport@pomonatest.com

Where to Buy: www.pomonaelectronics.com

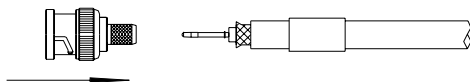
All dimensions are in inches. Tolerances (except noted): .xx = $\pm .02$ " (.51 mm), .xxx = $\pm .005$ " (.127 mm). All specifications are to the latest revisions. Specifications are subject to change without notice. Registered trademarks are the property of their respective companies.

Model 7237
BNC (M) 75 Ω , Crimp AT&T 735, C/S 735

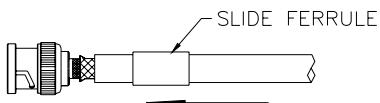
5. FLARE BRAID END SLIGHTLY.



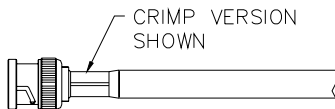
6. INSERT PIN-END INTO CONNECTOR BODY AND PUSH UNTIL IT CLICKS INTO PLACE.



7. SLIDE OUTER FERRULE OVER BRAID AND UP AGAINST BODY ASSEMBLY.



8. CRIMP OUTER FERRULE WITH APPROPRIATE CRIMP TOOL.



USA: Sales: 800-490-2361 Technical Support: 800-241-2060 Fax: 888-403-3360

Europe: 31-(0) 40 2675 150 **International:** 425-446-5500

e-mail: technicalsupport@pomonatest.com

Where to Buy: www.pomonaelectronics.com

All dimensions are in inches. Tolerances (except noted): .xx = ± 0.02 " (.51 mm), .xxx = ± 0.005 " (.127 mm). All specifications are to the latest revisions. Specifications are subject to change without notice. Registered trademarks are the property of their respective companies.

Mouser Electronics

Authorized Distributor

Click to View Pricing, Inventory, Delivery & Lifecycle Information:

Pomona:

7237