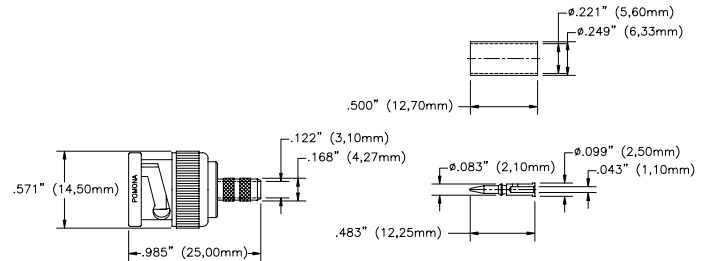


Models 7038
BNC (M) 50 Ω Crimp/Captive 55A,142,142A,223,400



Model 7038 BNC (M) 50 Ω Crimp/Captive



Use for your 50 Ω coax cable assembly applications.

Features

- Designed for common cable types (see table on page 2 for cable types and crimp die information)
- Precision machined
- Gold plated (15 micro-inches) contacts
- Insulation material is PTFE (**not delrin**)

Materials

- Body is machined brass with tarnish resistant nickel plating.
- Male center pin contacts are gold-plated (15 micro-inches) brass.
- Body made from precision machined high quality brass (not die cast).
- High quality machined PTFE dielectric.

Ordering Information

Model: 7038 BNC (M) 50 Ω Crimp/Captive 55A, 142, 142A, 223, 400.

Specifications

Nominal impedance	50 Ω
Frequency	0-4 GHz
VSWR	1.30 max. 0-4 GHz
Center / Outer contact resistance	1.5 / 1.0 m Ω
Number of insertions	500
Insulation resistance	5000 M Ω (min)
Dielectric withstand voltage	1500 Vrms
Ratings: Voltage: 500 Vrms Operating temperature: -85 °F to +131° F (-65 °C to +155 °C) Max.	

Models 7038 BNC (M) 50 Ω Crimp/Captive 55A,142,142A,223,400


Cable Type and Crimp Die Set Information

Connector Model #	Cable Groups	Crimp Die set* Size (Hex/Pin)
7038	RG55A, 142, 142A, 223, 400	Model 7278 (.213 / .068)

*For use with Pomona crimp tool Model 7277.

Cable Assembly Instructions

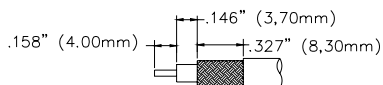
1. CUT CABLE END EVENLY AND PERPENDICULAR



2. SLIDE OUTER FERRULE OVER CABLE END.

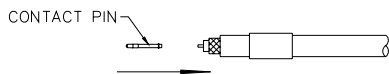


3. STRIP CABLE JACKET, BRAID, AND DIELECTRIC TO SPECIFICATION LENGTHS. (NOTE: FOIL AND BRAID CABLES SHOULD LEAVE FOIL TO END OF DIELECTRIC).

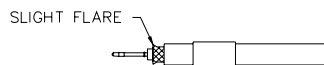


RECOMMENDED STRIP LENGTHS FOR MODEL 7038

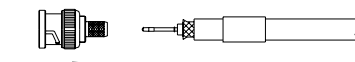
4. INSERT CONTACT PIN ONTO CABLE'S CENTER CONDUCTOR SO THAT IT IS FLUSH TO DIELECTRIC, CRIMP OR SOLDER CONTACT FIRMLY.



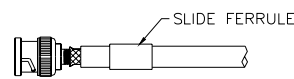
5. FLARE BRAID END SLIGHTLY.



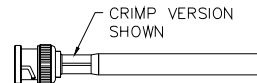
6. INSERT PIN-END INTO CONNECTOR BODY AND PUSH UNTIL IT CLICKS INTO PLACE.



7. SLIDE OUTER FERRULE OVER BRAID AND UP AGAINST BODY ASSEMBLY.



8. CRIMP OUTER FERRULE WITH APPROPRIATE CRIMP TOOL.



USA: Sales: 800-490-2361 Technical Support: 800-241-2060 Fax: 888-403-3360

Europe: 31-(0) 40 2675 150 International: 425-446-5500

e-mail: technicalsupport@pomonatest.com

Where to Buy: www.pomonaelectronics.com

All dimensions are in inches. Tolerances (except noted): .xx = $\pm .02$ " (.51 mm), .xxx = $\pm .005$ " (.127 mm). All specifications are to the latest revisions. Specifications are subject to change without notice. Registered trademarks are the property of their respective companies.

Mouser Electronics

Authorized Distributor

Click to View Pricing, Inventory, Delivery & Lifecycle Information:

Pomona:

7038