


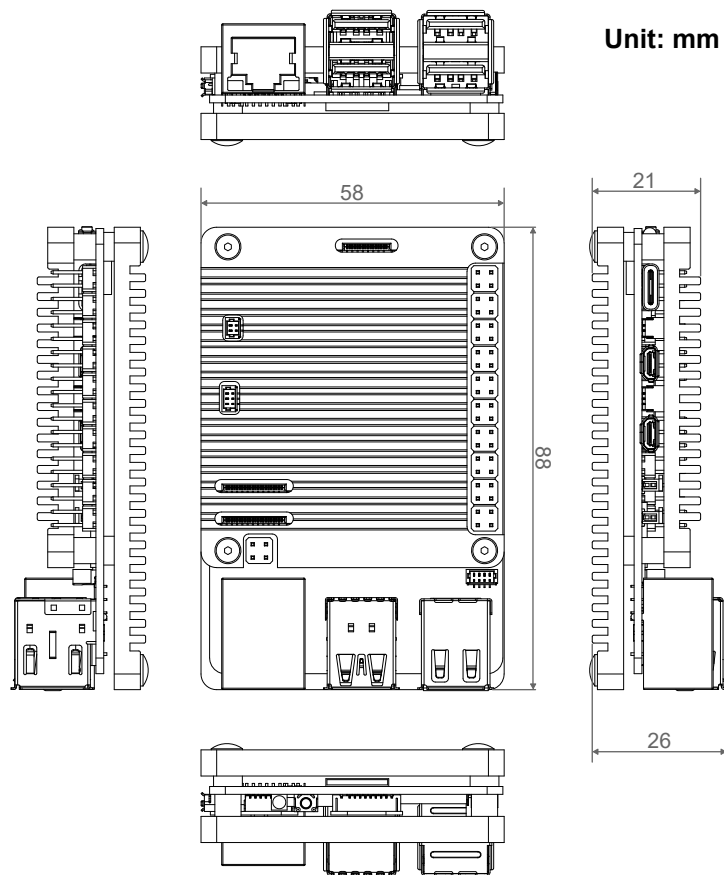
ED-Pi5Case-O(S/B)

Raspberry Pi 5 Passive Cooling Open Aluminum CNC Case

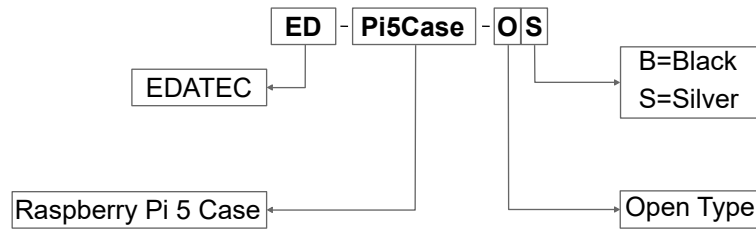
- ◆ Low cost, high quality and beautiful open case by aluminum CNC cut, oxidized surface finish
- ◆ Both top and bottom case provide passive cooling for Raspberry Pi 5 though thermal pads & aluminum body
- ◆ Excellent cooling performance can keep CPU, PMU and wireless module cool, and the CPU temperature can be reduced by up to 15°C
- ◆ Strong WiFi/BT wireless connectivity with open case design
- ◆ All interfaces are accessible
- ◆ Available in various colors including silver and black



Dimensions



Ordering Code



Example

P/N: **ED-Pi5Case-OS**

Configuration: Silver Raspberry Pi 5 Passive Cooling Open Aluminum CNC Case.

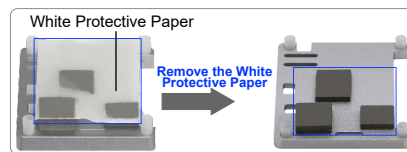
Packing List

- 1 x ED-Pi5Case-O(S/B) Top Cover
- 1 x ED-Pi5Case-O(S/B) Bottom Cover(4 x pads have been installed)
- 1 x Accessory Set(With 4 x M2.5*11 screws and 1 x 1.5mm allen key)


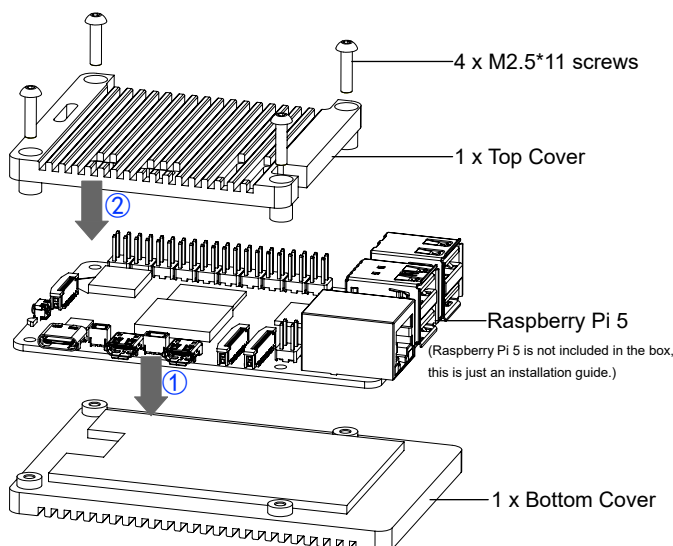
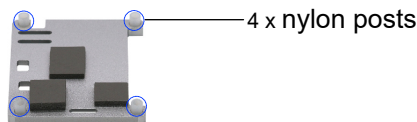
Installation

Note:

- Before you start installing your Raspberry Pi 5, please remove the White Protective Paper from thermal silicone in the case.



- Before you start installing your Raspberry Pi 5, please check whether the tops of 4 nylon posts in the top cover are on the same level. If there are some tops that are higher than others, please press the higher tops into the mounting holes.



① Align **Raspberry Pi 5** with the reserved holes on **Bottom Cover** and place it on **Bottom Cover**.

② Put **Top Cover** down to cover **Raspberry Pi 5**, and insert 4 M2.5 screws into the holes. Then use the allen key to tighten the screws to fix **Top Cover**, **Raspberry Pi 5** and **Bottom Cover**.

Mouser Electronics

Authorized Distributor

Click to View Pricing, Inventory, Delivery & Lifecycle Information:

[EDATEC:](#)

[ED-Pi5Case-OB](#) [ED-Pi5Case-OB](#) [ED-Pi5Case-OS](#) [ED-Pi5Case-OS](#)