



Main

Range of Product	Telemecanique Safety switches XCS
Product or Component Type	Coded magnetic switch
Component name	XCSDMP
Design	Rectangular, standard
Size	88 x 25 x 13 mm
Contacts type and composition	2 NC
Contact operation	Staggered
Material	Plastic
Electrical Connection	Pre-cabled
Cable composition	4 x 0.25 mm ²
Cable length	6.56 ft (2 m)
Number of poles	2
Approach directions	3 directions
[Ue] rated operational voltage	24 V DC
[Ui] rated insulation voltage	100 V DC

Complementary

[Sa] assured operating distance	0.31 in (8 mm)
[Sar] assured tripping distance	0.79 in (20 mm)
Maximum [Ie] rated operational current	100 mA
[Uimp] rated impulse withstand voltage	2.5 kV EN/IEC 60947-5-1
Resistance across terminals	10 Ohm
Short-circuit protection	500 mA external cartridge fuse gG (gl)
Contacts material	Rhodium
Electrical durability	1200000 cycles
Maximum switching voltage	100 V DC
Switching capacity in mA	0.1...100 mA
Insulation resistance	1000 MOhm
Breaking capacity	10 VA
Switching frequency	150 Hz
Safety level	Can reach category 4 with the appropriate monitoring system and correctly wired EN/ISO 13849-1 Can reach PL = e with the appropriate monitoring system and correctly wired EN/ISO 13849-1 Can reach SIL 3 with the appropriate monitoring system and correctly wired EN/IEC 61508
Safety reliability data	B10d = 50000000 value given for a life time of 20 years limited by mechanical or contact wear
Enclosure Material	Thermoplastic PBT
Cable material	PVC
Depth	0.51 in (13 mm)
Height	3.46 in (88 mm)
Width	0.98 in (25 mm)
Net Weight	0.40 lb(US) (0.18 kg)

The information provided in this documentation contains general descriptions and/or technical characteristics of the performance of the products contained herein. This documentation is not intended as a substitute for and is not to be used for determining suitability or reliability of these products for specific user applications. It is the duty of any such user or integrator to perform the appropriate and complete risk analysis, evaluation and testing of the products with respect to the relevant specific application or use thereof. Neither Schneider Electric Industries SAS nor any of its affiliates or subsidiaries shall be responsible or liable for misuse of the information contained herein.

Environment

Standards	EN/IEC 60204-1 CSA C22.2 No 14 EN/IEC 60947-5-1 UL 508 EN/ISO 12100 ISO 14119
Product Certifications	UL CSA
Protective treatment	TH
Ambient Air Temperature for Operation	-13...185 °F (-25...85 °C)
Ambient Air Temperature for Storage	-40...185 °F (-40...85 °C)
Vibration resistance	10 gn 10...150 Hz)IEC 60068-2-6
Shock resistance	30 gn 11 ms IEC 60068-2-27
Maximum sensitivity to magnetic fields	0.3 mT
Electrical shock protection class	Class II EN/IEC 61140
IP degree of protection	IP66 conforming to IEC 60529 IP67 conforming to IEC 60529



Ordering and shipping details


Category	22411-LIMIT SWITCHES,IEC,XCKJ
Discount Schedule	T
GTIN	3389119113014
Returnability	Yes
Country of origin	FR

Packing Units

Unit Type of Package 1	PCE
Number of Units in Package 1	1
Package 1 Height	0.79 in (2.000 cm)
Package 1 Width	5.12 in (13.000 cm)
Package 1 Length	5.91 in (15.000 cm)
Package 1 Weight	6.17 oz (175.000 g)
Unit Type of Package 2	S02
Number of Units in Package 2	20
Package 2 Height	5.91 in (15.000 cm)
Package 2 Width	11.81 in (30.000 cm)
Package 2 Length	15.75 in (40.000 cm)
Package 2 Weight	8.42 lb(US) (3.817 kg)
Unit Type of Package 3	P06
Number of Units in Package 3	320
Package 3 Height	30.31 in (77.000 cm)
Package 3 Width	31.50 in (80.000 cm)
Package 3 Length	23.62 in (60.000 cm)
Package 3 Weight	156.13 lb(US) (70.820 kg)

Offer Sustainability

California proposition 65	WARNING: This product can expose you to chemicals including: Diisononyl phthalate (DINP), which is known to the State of California to cause cancer, and Di-isodecyl phthalate (DIDP), which is known to the State of California to cause birth defects or other reproductive harm. For more information go to www.P65Warnings.ca.gov
REACH Regulation	 REACH Declaration
REACH free of SVHC	Yes
EU RoHS Directive	Pro-active compliance (Product out of EU RoHS legal scope)  EU RoHS Declaration
Toxic heavy metal free	Yes

Mercury free	Yes
RoHS exemption information	 Yes

Contractual warranty

Warranty	18 months
----------	-----------

Mouser Electronics

Authorized Distributor

Click to View Pricing, Inventory, Delivery & Lifecycle Information:

[Telemecanique Sensors:](#)

[XCSDMP7902](#)