



Part Number: D3I2040

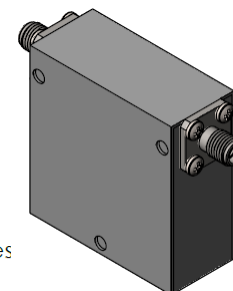
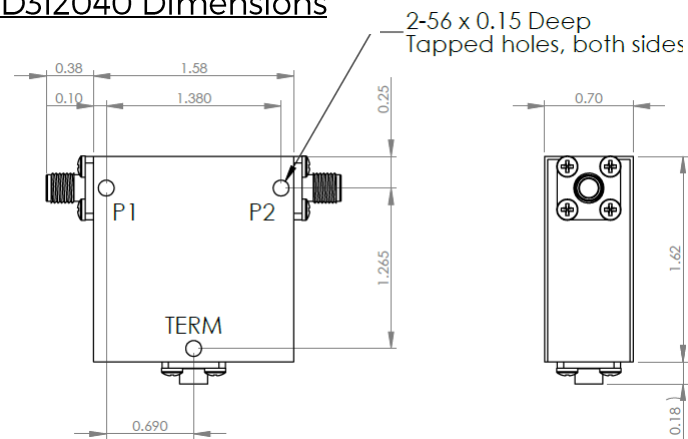
Electrical Specifications

Frequency Range (GHz):	2.0 – 4.0
Isolation (dB):	18 MIN
Insertion Loss (dB):	0.5 MAX
VSWR:	1.3:1 MIN
Forward Power (W):	30 AVG 50 PK
Reflective Power (W):	2 AVG

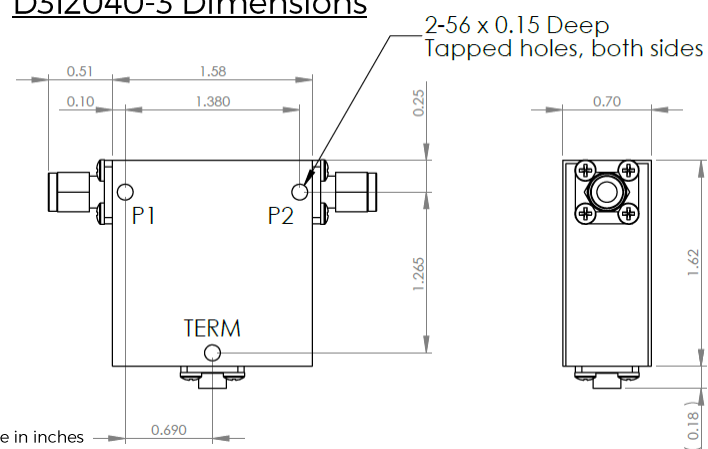
Mechanical/Environmental Specifications

Connector Type:	SMA
Connector Body:	Passivated stainless steel
Connector Pin:	Gold plated copper
Load Body:	Brass
Magnetic Shunt:	Nickel plated CRS
Operational Temp:	0°C to +50°C
Weight (oz)	3.5 MAX

D3I2040 Dimensions



D3I2040-3 Dimensions



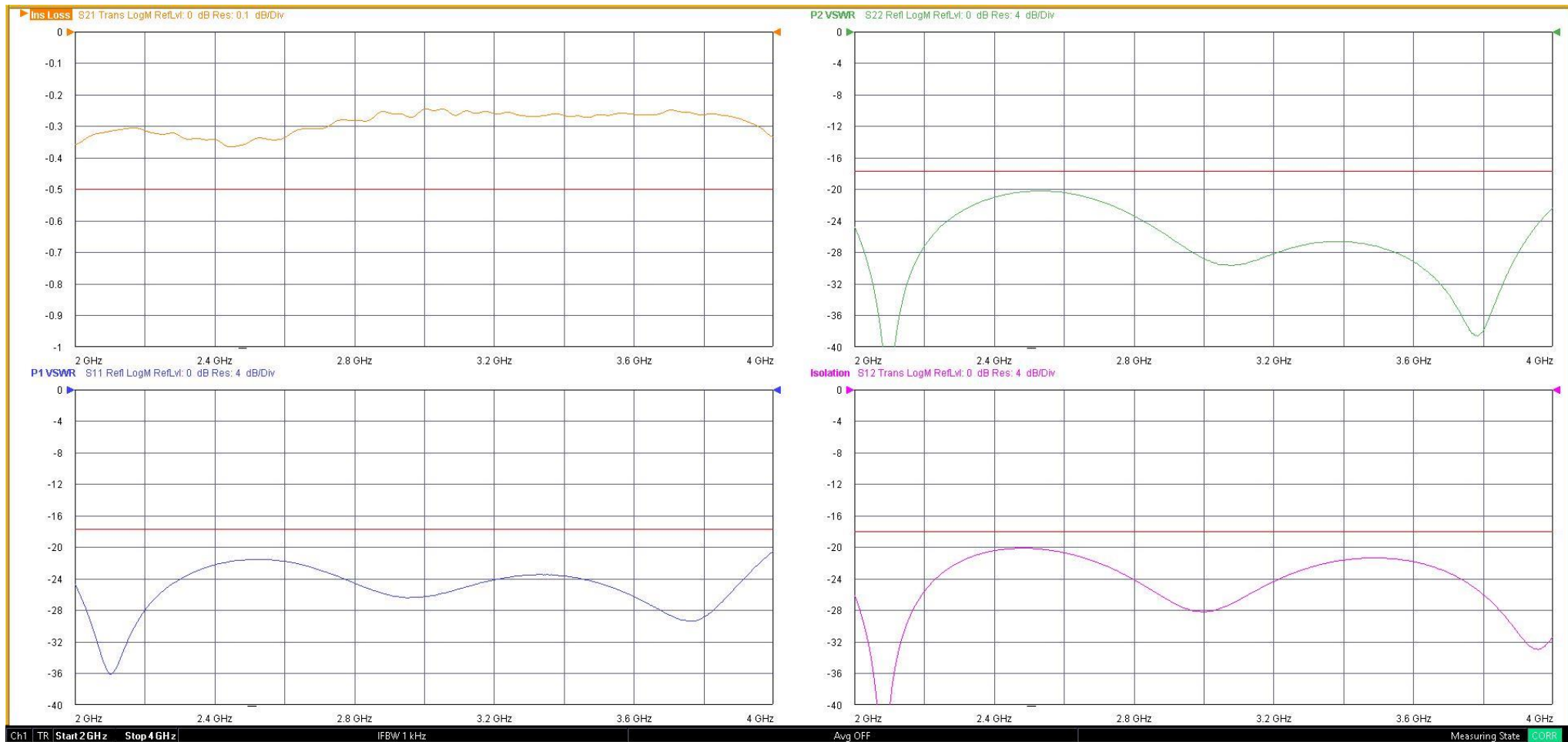
Dimensions are in inches
Tolerance
XX ±0.03
XXX ±0.010

Type of Device	PN Suffix	Connector Configuration Input / Output	PN Example
Single and Dual Junction Isolator, 2-Port Device Input / Output	N/A	Female / Female	D3I2040
	-1	Male / Female	D3I2040-1
	-2	Female / Male	D3I2040-2
	-3	Male / Male	D3I2040-3



MEASURED DATA

Part Number: D3I2040, +25°C



Mouser Electronics

Authorized Distributor

Click to View Pricing, Inventory, Delivery & Lifecycle Information:

[DiTom:](#)

[D3I2040](#) [D3I2040-1](#) [D3I2040-2](#) [D3I2040-3](#)