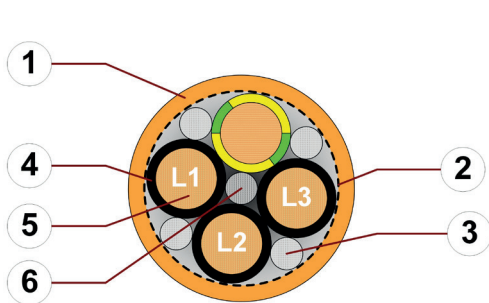


Data sheet

chainflex® CF895



Motor cable (Class 3.1.3.1) ● For flexing applications ● iguPUR outer jacket ● Oil-resistant
● Flame retardant



1. Outer jacket: Pressure extruded iguPUR mixture
2. Banding: Plastic foil
3. Filling: Plastic yarns
4. Core insulation: Mechanically high-quality, especially low-capacitance TPE mixture
5. Conductor: Stranded conductor consisting of bare copper wires
6. Strain relief: Plastic centre element



igus 36-month
chainflex cable
guarantee and
service life
calculator based
on 2 billion test
cycles per year

Example image

For detailed overview please see design table

Cable structure



Conductor

Conductor consisting of bare copper wires (according to DIN EN 60228).



Core insulation

Mechanically high-quality, especially low-capacitance TPE mixture.



Core structure

Cores wound with an optimised pitch length.



Core identification

Black cores with white numbers, one green-yellow core.
1. Core: U / L1 / C / L+
2. Core: V / L2
3. Core: W / L3 / D / L-



Outer jacket

Low-adhesion iguPUR mixture, adapted to suit the requirements in e-chains®.
Colour: Pastel orange (similar to RAL 2003)
Printing: black

„00000 m“* igus chainflex M CF895---① ---② 600/1000V E310776

cRUus AWM Style 20940 AWM I/II A/B 80°C 1000V FT1 EAC/CTP CE

RoHS-II conform www.igus.de +++ chainflex cable works +++

* Length printing: Not calibrated. Only intended as an orientation aid.

① / ② Cable identification according to Part No. (see technical table).

Example: ... chainflex ... CF895.15.04 ... 4G1.5 ... 600/1000V ...



Example image






Data sheet

chainflex® CF895



Motor cable (Class 3.1.3.1) ● For flexing applications ● iguPUR outer jacket ● Oil-resistant
● Flame retardant

Dynamic information

	Bend radius	e-chain® linear flexible fixed	minimum 15 x d minimum 12 x d minimum 8 x d
	Temperature	e-chain® linear flexible fixed	-20 °C up to +80 °C -40 °C up to +80 °C (following DIN EN 60811-504) -50 °C up to +80 °C (following DIN EN 50305)
	v max.	unsupported	3 m/s
	a max.		20 m/s ²
	Travel distance		Unsupported travel distances up to 10 m, Class 1

These values are based on specific applications or tests. They do not represent the limit of what is technically feasible.



Guaranteed service life according to guarantee conditions

Double strokes	1 million	3 million	5 million
Temperature, from/to [°C]	R min. [factor x d]	R min. [factor x d]	R min. [factor x d]
-20/-10	17.5	18.5	19.5
-10/+70	15	16	17
+70/+80	17.5	18.5	19.5

Minimum guaranteed service life of the cable under the specified conditions.

The installation of the cable is recommended within the middle temperature range.

Electrical information

	Nominal voltage	600/1000 V (following DIN VDE 0298-3) 1000 V (following UL)
	Testing voltage	4000 V (following DIN EN 50395)



igus 36-month chainflex cable guarantee and service life calculator based on 2 billion test cycles per year



Example image

Data sheet

chainflex® CF895



Motor cable (Class 3.1.3.1) • For flexing applications • iguPUR outer jacket • Oil-resistant
• Flame retardant



Properties and approvals

	UV resistance	Medium
	Oil resistance	Oil-resistant (following DIN EN 50363-10-2), Class 3
	Flame retardant	According to IEC 60332-1-2, FT1, VW-1
	Silicone-free	Free from silicone which can affect paint adhesion (following PV 3.10.7 – status 1992)
	UL verified	Certificate No. B129699: „igus 36-month chainflex cable guarantee and service life calculator based on 2 billion test cycles per year“
	UL/CSA AWM	See table UL/CSA AWM for details
	NFPA	Following NFPA 79-2018, chapter 12.9
	EAC	Certificate No. RU C-DE.ME77.B.00302/19 (TR ZU)
	REACH	In accordance with regulation (EC) No. 1907/2006 (REACH)
	Lead-free	Following 2011/65/EC (RoHS-II/RoHS-III)
	CE	Following 2014/35/EU



Properties and approvals

UL/CSA AWM Details

Conductor nominal cross section [mm ²]	Number of cores	UL style core insulation	UL style outer jacket	UL Voltage Rating [V]	UL Temperature Rating [°C]
1.5	4	10492	20940	1000	80
2.5	4	10492	20940	1000	80
4	4	10492	20940	1000	80
6	4	10492	20940	1000	80
10	4	10492	20940	1000	80
16	4	10492	20940	1000	80

Example image

Data sheet

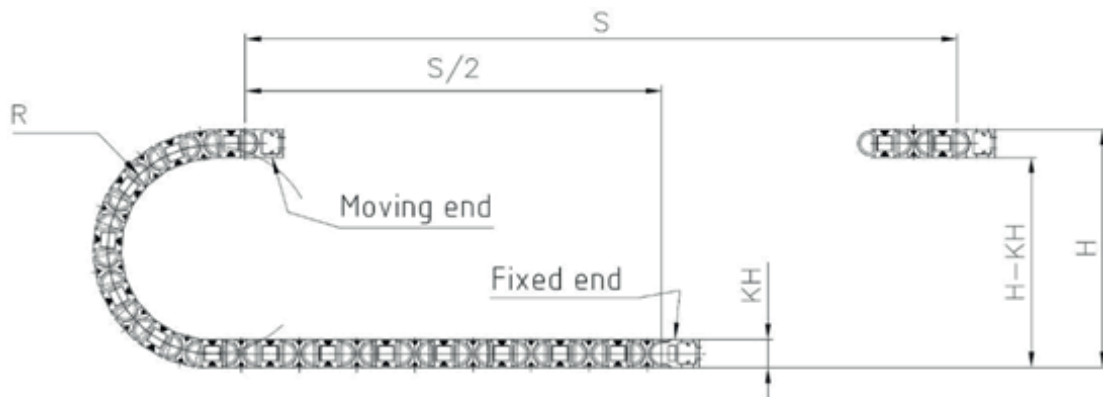
chainflex® CF895



Motor cable (Class 3.1.3.1) ● For flexing applications ● iguPUR outer jacket ● Oil-resistant
● Flame retardant

Typical lab test setup for this cable series

Test bend radius R	approx. 75 - 225 mm
Test travel S	approx. 1 - 15 m
Test duration	minimum 2 - 4 million double strokes
Test speed	approx. 0.5 - 2 m / s
Test acceleration	approx. 0.5 - 1.5 m / s ²



Typical application areas

- For flexing applications, Class 3
- Especially for unsupported travels, Class 1
- With influence of oil, Class 3
- No torsion, Class 1
- Indoor and outdoor applications without direct solar radiation
- Machining units/machine tools, low temperature applications



igus 36-month chainflex cable guarantee and service life calculator based on 2 billion test cycles per year



Example image



Data sheet

chainflex® CF895



Motor cable (Class 3.1.3.1) ● For flexing applications ● iguPUR outer jacket ● Oil-resistant
● Flame retardant

Technical tables:

Mechanical information

Part No.	Number of cores and conductor nominal cross section [mm²]	Outer diameter (d) max. [mm]	Copper index [kg/km]	Weight [kg/km]
CF895.15.04	4G1.5	8.0	67	101
CF895.25.04	4G2.5	10.0	110	153
CF895.40.04	4G4.0	11.5	175	239
CF895.60.04	4G6.0	13.5	262	353
CF895.100.04	4G10	17.0	436	543
CF895.160.04	4G16	20.0	653	824

Note: The given outer diameters are maximum values and may tend toward lower tolerance limits.

G = with green-yellow earth core x = without earth core

Electrical information

Conductor nominal cross section [mm²]	Maximum conductor resistance at 20 °C (following DIN EN 50289-1-2) [Ω/km]	Max. current rating at 30 °C [A]
1.5	13.3	19
2.5	7.98	27
4	4.95	37
6	3.3	48
10	1.91	69
16	1.21	92

The final maximum current rating depends among other things on the ambient conditions, the type of the installation and the number of loaded cores.



igus 36-month chainflex cable guarantee and service life calculator based on 2 billion test cycles per year



Example image



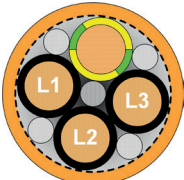
Data sheet

chainflex® CF895



Motor cable (Class 3.1.3.1) ● For flexing applications ● iguPUR outer jacket ● Oil-resistant
● Flame retardant

Design table

Part No.	Number of cores	Core design
CF895.XX.04	4	



igus 36-month chainflex cable guarantee and service life calculator based on 2 billion test cycles per year



Example image

Mouser Electronics

Authorized Distributor

Click to View Pricing, Inventory, Delivery & Lifecycle Information:

[igus:](#)

[CF895.160.04](#) [CF895.25.04](#) [CF895.40.04](#) [CF895.15.04](#) [CF895.100.04](#) [CF895.60.04](#)