

Part Number: 2643013801  
Frequency Range: Broadband Frequencies 25-300 MHz (43 material)  
Description: 43 SHIELD BEAD  
Application: Suppression Components  
Where Used: Board Component  
Part Type: EMI Suppression Beads

## Mechanical Specifications

Weight: .120 (g)

## Part Type Information

Fair-Rite offers a broad selection of ferrite EMI suppression beads with guaranteed minimum impedance specifications.

-Beads with a '1' as the last digit of the part number are not burnished. Parts that are burnished to break the sharp edges have a '2' as the last digit.

-Upon request beads can be supplied with a Parylene coating. The last digit of the Parylene coated part is a '4'. The minimum coating thickness beads is 0.005 mm (.0002").

-The column 'H (Oe)' gives for each bead the calculated dc bias field in oersted for 1 turn and 1 ampere direct current. The actual dc H field in the application is this value of 'H' times the actual NI (ampere-turn) product. For the effect of the dc bias on the impedance of the bead material, see figures 18-23 in the application note [www.fair-rite.com/newfair/pdf/CUP%20Paper.pdf](http://www.fair-rite.com/newfair/pdf/CUP%20Paper.pdf) document for 'How to choose Ferrite Components for EMI Suppression.

-Suppression beads are controlled for impedances only. The impedances listed are typical values. Minimum impedance values are specified for the + marked frequencies. The minimum guaranteed impedance is the listed typical impedance less 20%.

-Single turn impedance tests for 73 and 43 material beads are performed on the 4193A Vector Impedance Analyzer. The 61 material beads are tested on the 4191A RF Impedance Analyzer. Beads are tested with the shortest practical wire length.

-Preferred beads are the suggested choice for new designs. Samples are readily available and orders have typically shorter lead times than other beads. For any EMI suppression bead requirement not listed here, feel free to contact our customer service for availability and pricing.

-The 'C' dimension, the bead length, can be modified to suit specific applications.

-Our 'Shield Bead Kit' (part number 0199000019) contains a selection of these beads.

-Explanation of Part Numbers: Digits 1&2 = product class, 3&4 = material grade and last digit 1= not burnished, 2 = burnished and 4 = Parylene coated.



# Fair-Rite Products Corp.

## Your Signal Solution®

Ferrite Components for the Electronics Industry

Fair-Rite Products Corp. PO Box J, One Commercial Row, Wallkill, NY 12589-0288  
Phone: (888) 324-7748 www.fair-rite.com

Fair-Rite Product's Catalog  
Part Data Sheet, 2643013801  
Printed: 2010-11-09



## Mechanical Specifications

Dim	mm	mm tol	nominal inch	inch misc.
A	3.50	±0.20	0.138	-
B	1.65	+0.25	0.070	-
C	4.05	±0.25	0.160	-
D	-	-	-	-
E	-	-	-	-
F	-	-	-	-
G	-	-	-	-
H	-	-	-	-
J	-	-	-	-
K	-	-	-	-

## Electrical Specifications

Typical Impedance ( $\Omega$ )	
10 MHz	14
25 MHz+	24
100 MHz+	38
250 MHz	52

Electrical Properties	
H(Oe)	1.60

## Land Patterns

V	W ref	X	Y	Z
-	-	-	-	-
-	-	-	-	-

## Winding Information

Turns	Wire	1st Wire	2nd Wire
Tested	Size	Length	Length
-	-	-	-

## Reel Information

Tape Width mm	Pitch mm	Parts 7 " Reel	Parts 13 " Reel	Parts 14 " Reel
-	-	-	-	-

## Package Size

Pkg Size
- (-)

## Connector Plate

# Holes	# Rows
-	-

## Legend

+ Test frequency

Preferred parts, the suggested choice for new designs, have shorter lead times and are more readily available.

The column H(Oe) gives for each bead the calculated dc bias field in oersted for 1 turn and 1 ampere direct current. The actual dc H field in the application is this value of H times the actual NI (ampere-turn) product. For the effect of the dc bias on the impedance of the bead material, see figures 18-23 in the application note How to choose Ferrite Components for EMI Suppression.

A ½ turn is defined as a single pass through a hole.

$\Sigma L/A$  - Core Constant

$A_e$  - Effective Cross-Sectional Area

$A_L$  - Inductance Factor ( $\frac{L}{N^2}$ )

N/AWG - Number of Turns/Wire Size for Test Coil

$l_e$  - Effective Path Length

$V_e$  - Effective Core Volume

NI - Value of dc Ampere-turns



## Ferrite Material Constants

Specific Heat .....	0.25 cal/g/°C
Thermal Conductivity .....	10x10 <sup>-3</sup> cal/sec/cm/°C
Coefficient of Linear Expansion .....	8 - 10x10 <sup>-6</sup> /°C
Tensile Strength .....	4.9 kgf/mm <sup>2</sup>
Compressive Strength .....	42 kgf/mm <sup>2</sup>
Young's Modulus .....	15x10 <sup>3</sup> kgf/mm <sup>2</sup>
Hardness (Knoop) .....	650
Specific Gravity .....	≈ 4.7 g/cm <sup>3</sup>

*The above quoted properties are typical for Fair-Rite MnZn and NiZn ferrites.*

See next page for further material specifications.



# Fair-Rite Products Corp.

## Your Signal Solution®

Ferrite Components for the Electronics Industry

Fair-Rite Products Corp. PO Box J, One Commercial Row, Wallkill, NY 12589-0288  
Phone: (888) 324-7748 www.fair-rite.com

Fair-Rite Product's Catalog  
Part Data Sheet, 2643013801  
Printed: 2010-11-09



### 43 Material Characteristics:

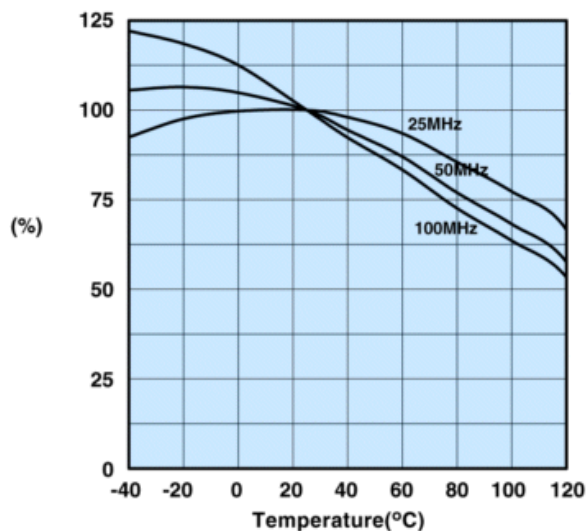
Property	Unit	Symbol	Value
Initial Permeability @ B < 10 gauss		$\mu_i$	800
Flux Density @ Field Strength	gauss oersted	B H	2900 10
Residual Flux Density	gauss	$B_r$	1300
Coercive Force	oersted	$H_c$	0.45
Loss Factor @ Frequency	$10^{-6}$ MHz	$\tan \delta / \mu_i$	250 1.0
Temperature Coefficient of Initial Permeability (20 - 70°C)	%/°C		1.25
Curie Temperature	°C	$T_c$	>130
Resistivity	$\Omega$ cm	$\rho$	$1 \times 10^5$

### Complex Permeability vs. Frequency



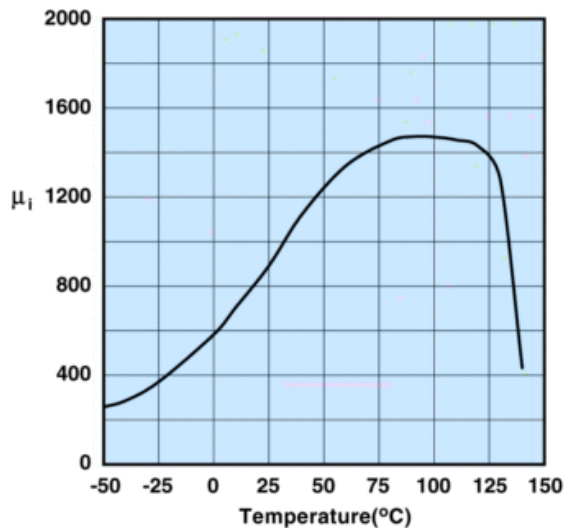
Measured on a 17/10/6mm toroid using the HP 4284A and the HP 4291A.

### Percent of Original Impedance vs. Temperature



Measured on a 2643000301 using the HP4291A.

### Initial Permeability vs. Temperature



Measured on a 17/10/6mm toroid at 100kHz.

### Hysteresis Loop



Measured on a 17/10/6mm toroid at 10kHz.




**Fair-Rite Products Corp.**  
**Your Signal Solution®**

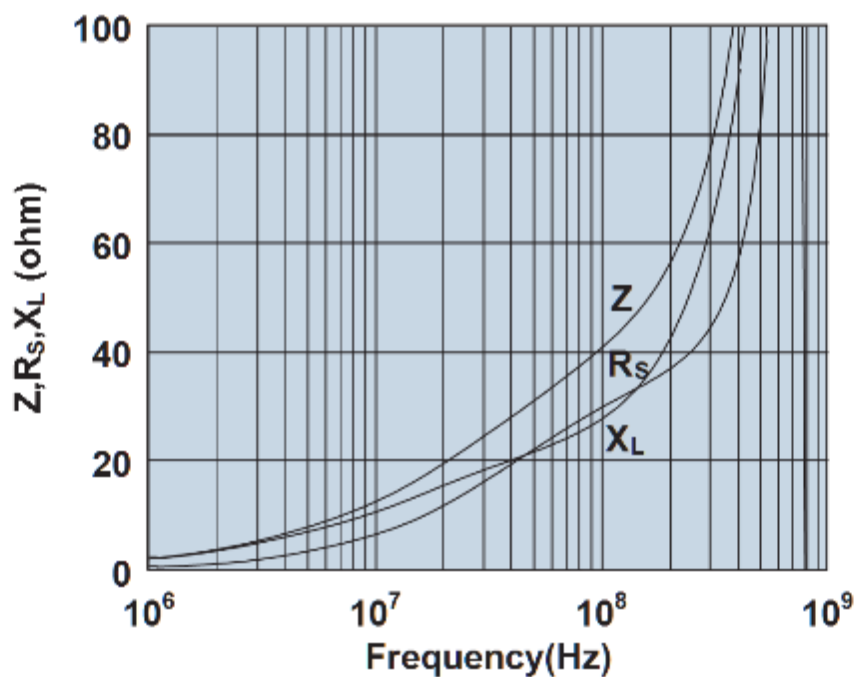
Ferrite Components for the Electronics Industry

Fair-Rite Products Corp. PO Box J, One Commercial Row, Wallkill, NY 12589-0288  
Phone: (888) 324-7748 [www.fair-rite.com](http://www.fair-rite.com)

Fair-Rite Product's Catalog  
Part Data Sheet, 2643013801  
Printed: 2010-11-09



## 2643013801



Impedance, reactance, and resistance vs. frequency.



# Mouser Electronics

Authorized Distributor

Click to View Pricing, Inventory, Delivery & Lifecycle Information:

Fair-Rite:

2643013801