

TACT Switch™
12mm Square (Snap-in Type)
SKHC Series



Joint stem & flat stem with stable operation feeling.



- Detector
- Push
- Slide
- Rotary
- Encoders
- Power
- Dual-in-line
Package Type

TACT Switch™
Custom-Products

- Sharp
Feeling
- Soft
Feeling
- Snap-in
Type

- Surface
Mount Type
- Radial
Type

TACT Switch™	Product Line											
Custom-Products	Product No.	Operating force	Operating direction	Travel (mm)	Rating (max.)	Rating (min.)	Operating life (5mA 5V DC)	Initial contact resistance	Stem color	Stem	Minimum order unit (pcs.)	Drawing No.
Sharp Feeling Soft Feeling	SKHCBJA010	0.74N	Vertical	0.3	50mA 12V DC	10μ A 1V DC	500,000 cycles	100m Ω max.	Blue	Joint stem	1,000	1
	SKHCBEA010	1.27N					1,000,000 cycles		Black			
	SKHCBGA010	2.55N					500,000 cycles		Dark gray			
	SKHCBKA010	0.74N							Blue	Flat stem		2
	SKHCBFA010	1.27N							1,000,000 cycles			
	SKHCBHA010	2.55N					500,000 cycles		Dark gray			

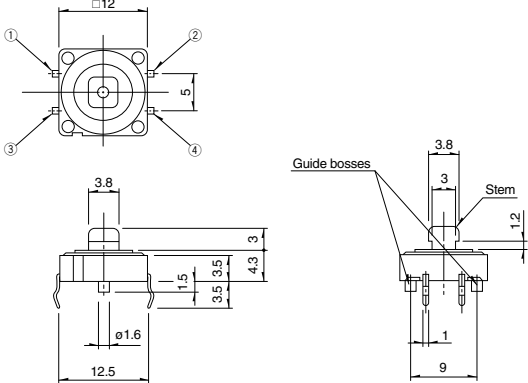
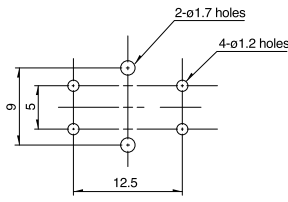
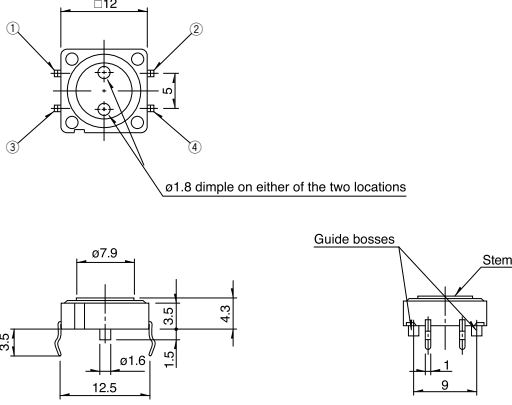
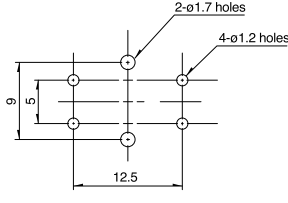
Packing Specifications		
Bulk		
Number of packages (pcs.)		Export package measurements (mm)
1 case /Japan	1 case /export packing	
5,000	15,000	309 × 476 × 347

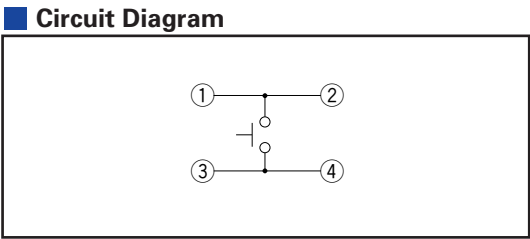
Note

Please place purchase orders per minimum order unit N (integer).

Refer to P.334 for soldering conditions.
Refer to P.336 for standard knobs.

- Detector
- Push
- Slide
- Rotary
- Encoders
- Power
- Dual-in-line
Package Type
- TACT Switch™
- Custom-
Products
- Sharp
Feeling
- Soft
Feeling
- Snap-in
Type
- Surface
Mount Type
- Radial
Type












Dimensions		Unit:mm	
No.	Photo	Style	PC board mounting hole dimensions (Viewed from switch mounting face)
1	Joint stem type		
2	Flat stem type		



Note
Please use 1.6mm thick PC boards.

List of Varieties

Sharp Feeling Type

Series		SKQB	SKQE	SKHC	SKSH	SKRW	SKRM	SKRB	SKRR	SKQG	SKSK	SKSD	
Photo													
Type		Snap-in			Surface mount								
Features		Water-proof Horizontal type	Long Life	—	Low-profile				Low-profile and long life	Low-profile	Double action		
Operating direction	Vertical	—	●	●	●	●	●	●	●	●	●	●	
	Horizontal	●											
Dimensions (mm)	W	11.5	□12		3.3	□3.7	□4.5	□4.8	7.5	□5.2	3.5	4.1	
	D	11.9			2.9				7		3.2	3.9	
	H	11.3	4.3		0.35		0.4	0.55	0.6	0.8	0.6		
Operation force coverage		1N ●	↕	↕↕	↕	↕	↕	↕↕	↕↕	↕↕	See the relevant pages for respective product descriptions		
Travel (mm)		0.3			0.15		0.15 0.2		0.25		See the relevant pages for respective product descriptions		
Ground terminal												●	●
Operating temperature range		-30℃ to +85℃											
Automotive use		●						●	—	○	—		
Electrical performance	Insulation resistance	100MΩ min. 100V DC											
	Voltage proof	250V AC for 1min. SKSH/RW/RB/RR/SK/SD : 100V AC for 1min.											
Durability	Vibration	10 to 55 to 10Hz/min., the amplitude is 1.5mm for all the frequencies, in the 3 direction of X, Y and Z for 2hours respectively											
	Lifetime	Shall be in accordance with individual specifications.											
Environmental performance	Cold	-30±2℃ for 96h											
	Dry heat	80±2℃ for 96h											
	Damp heat	60±2℃, 90 to 95%RH for 96h											
Page		292	294	295	297	298	299	300	301	302	304	305	

W : Width. The most outer dimension excluding terminal portion.
D : Depth. The most outer dimension excluding terminal portion.
H : Height. The minimum dimension if there are variances.

- TACT Switch™ Soldering Conditions334
- TACT Switch™ Cautions.....335
- Product Line of Knobs for TACT Switch™336

Notes

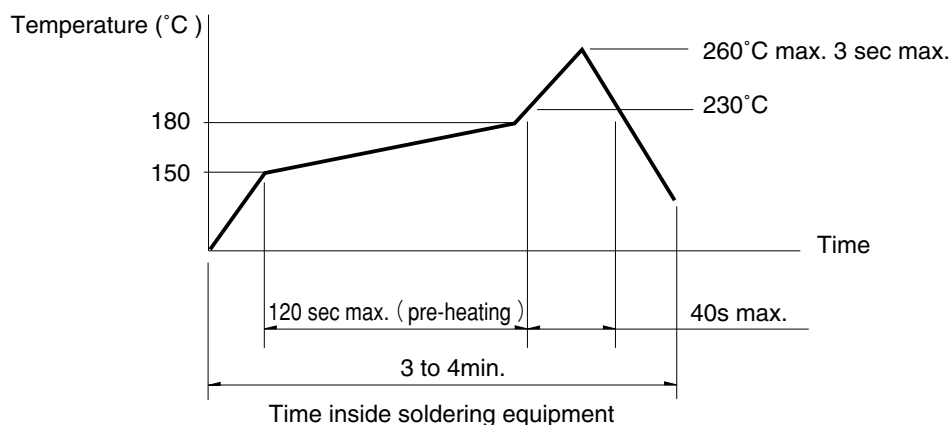
- The automotive operating temperature range to be individually discussed upon request.
- marks in "Available for automotive use" indicate that some of the series products can work at the operating temperature range from -40°C to +85°C, ●marks in "Available for automotive use" indicate that all of the series products can work at the operating temperature range from -40°C to +85°C.

Soldering Conditions

Condition for Reflow

Available for Surface Mount Type.

1. Heating method: Double heating method with infrared heater.
2. Temperature measurement: Thermocouple 0.1 to 0.2 ϕ CA (K) or CC (T) at solder joints (copper foil surface) . A heat resistive tape should be used to fix thermocouple.
3. Temperature profile



Notes

1. The above temperature shall be measured of the top of switch. There are cases where the PC board's temperature greatly differs from that of the switch, depending on the material, size, thickness of PC boards and others. The above-stated conditions shall also apply to switch surface temperatures.
2. Soldering conditions differ depending on reflow soldering machines. Prior verification of soldering condition is highly recommended.

Conditions for Auto-dip

Available for Snap-in Type and Radial Type
(Except, SKHL, SKQJ, SKQK, SKEG series)

Items	Condition
Flux built-up	Mounting surface should not be exposed to fluk
Preheating temperature	Ambient temperature of the soldered surface of PC board. 100°C max.
Preheating time	60s max.
Soldering temperature	260°C max.
Duration of immersion	5s max.
Number of soldering	2times max.

Notes

1. Consult with us for availability of TACT Switch™ washing.
2. Prevent flux penetration from the top side of the TACT Switch™.
3. Switch terminals and a PC board should not be coated with flux prior to soldering.
4. The second soldering should be done after the switch is stable with normal temperature.
5. Use the flux with a specific gravity of min 0.81.
(EC-19S-8 by TAMURA Corporation, or equivalents.)

Manual Soldering (Except SKRT Series)

Items	Condition
Soldering temperature	350°C max.
Duration of soldering	3s max.
Capacity of soldering iron	60W max.

Detector

Push

Slide

Rotary

Encoders

Power


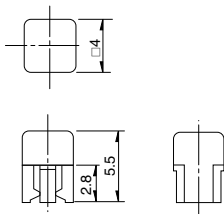

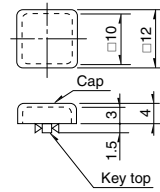

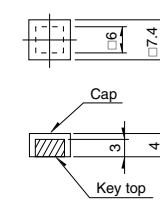
Dual-in-line
Package Type

TACT Switch™

Custom-
ProductsSharp
FeelingSoft
FeelingSnap-in
TypeSurface
Mount TypeRadial
Type

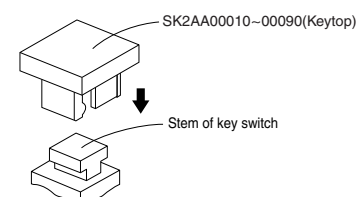
Product Line of Knobs

Unit:mm

Applicable model	Dimensions		Variety		Label dimensions (Unit:mm)	
			Color	Model		
SKHH Applicable to joint stem type			Keytop			
			Red Blue Ivory Black Yellow	SK2AA00410 SK2AA00420 SK2AA00430 SK2AA00440 SK2AA00450		
SKHC SKQE Applicable to joint stem type			Cap			
			Clear	SK2AA00510		
			Keytop		Keytop + Cap	
			Red Blue Ivory Black	SK2AA00010 SK2AA00020 SK2AA00030 SK2AA00040	SK2AA00060 SK2AA00070 SK2AA00080 SK2AA00090	
SKEG Applicable to joint stem type			Cap			
			Clear	SK2AA00540		
			Keytop		Keytop + Cap	
			Red Blue Ivory Black Yellow	SK2AA00310 SK2AA00320 SK2AA00330 SK2AA00340 SK2AA00350	SK2AA00360 SK2AA00370 SK2AA00380 SK2AA00390 SK2AA00400	

Notes

1. The knob will be delivered together with the switch but packed separately.
2. The label is not included.
3. For SK2AA00010 to SK2AA00090 types, please check the mounting direction.



Detector

Push

Slide

Rotary

Encoders

Power

Dual-in-line
Package Type

TACT Switch™

Custom-
ProductsSharp
FeelingSoft
FeelingSnap-in
TypeSurface
Mount TypeRadial
Type

Mouser Electronics

Authorized Distributor

Click to View Pricing, Inventory, Delivery & Lifecycle Information:

Alps Alpine:

<u>SK2AA00010</u>	<u>SK2AA00030</u>	<u>SK2AA00020</u>	<u>SK2AA00040</u>	<u>SK2AA00510</u>	<u>SK2AA00310</u>	<u>SK2AA00320</u>	<u>SK2AA00330</u>
<u>SK2AA00340</u>	<u>SK2AA00350</u>	<u>SK2AA00410</u>	<u>SK2AA00420</u>	<u>SK2AA00430</u>	<u>SK2AA00440</u>	<u>SK2AA00450</u>	<u>SK2AA00540</u>