

Slide Switch > SSAH Series > SSAH120100

Series Common Info

0.9(H)mm, 1.5mm-travel Surface Mount Type SSAH Series

| [Photo](#) | [Dimensions](#) | [Land Dimensions](#) | [Circuit Diagram](#) | [Packing Specifications](#) | [Soldering Conditions](#) |

PRINT

Part number		SSAH120100	
Travel		1.5mm	
Actuator directions		Horizontal	
Poles		1	
Positions		3	
Operating force		Refer to the dimensions	
Changeover timing		Not specified	
Soldering		Reflow	
Location lug		Without	
Operating temperature range		-30℃ to +60℃	
Rating (max.)/(min.) (Resistive load)		1mA 5V DC/50μA 3V DC	
Electrical performance	Contact resistance (Initial performance/After lifetime)		200mΩ max./300mΩ max.
	Insulation resistance		100MΩ min. 100V DC
	Voltage proof		100V AC for 1 minute
Mechanical performance	Terminal strength		3N for 1 minute
	Actuator strength	Operating direction	10N
		Pulling direction	10N
Durability	Operating life without load		10,000 cycles 300mΩ max.
	Operating life with load (at max. rated load)		10,000 cycles 300mΩ max.
Environmental performance	Cold		-40℃ 96h
	Dry heat		85℃ 96h

Damp heat

60°C, 90 to 95%RH 240h

Minimum order unit (pcs.)	Japan	4,000
	Export	16,000

3D CAD (STEP)



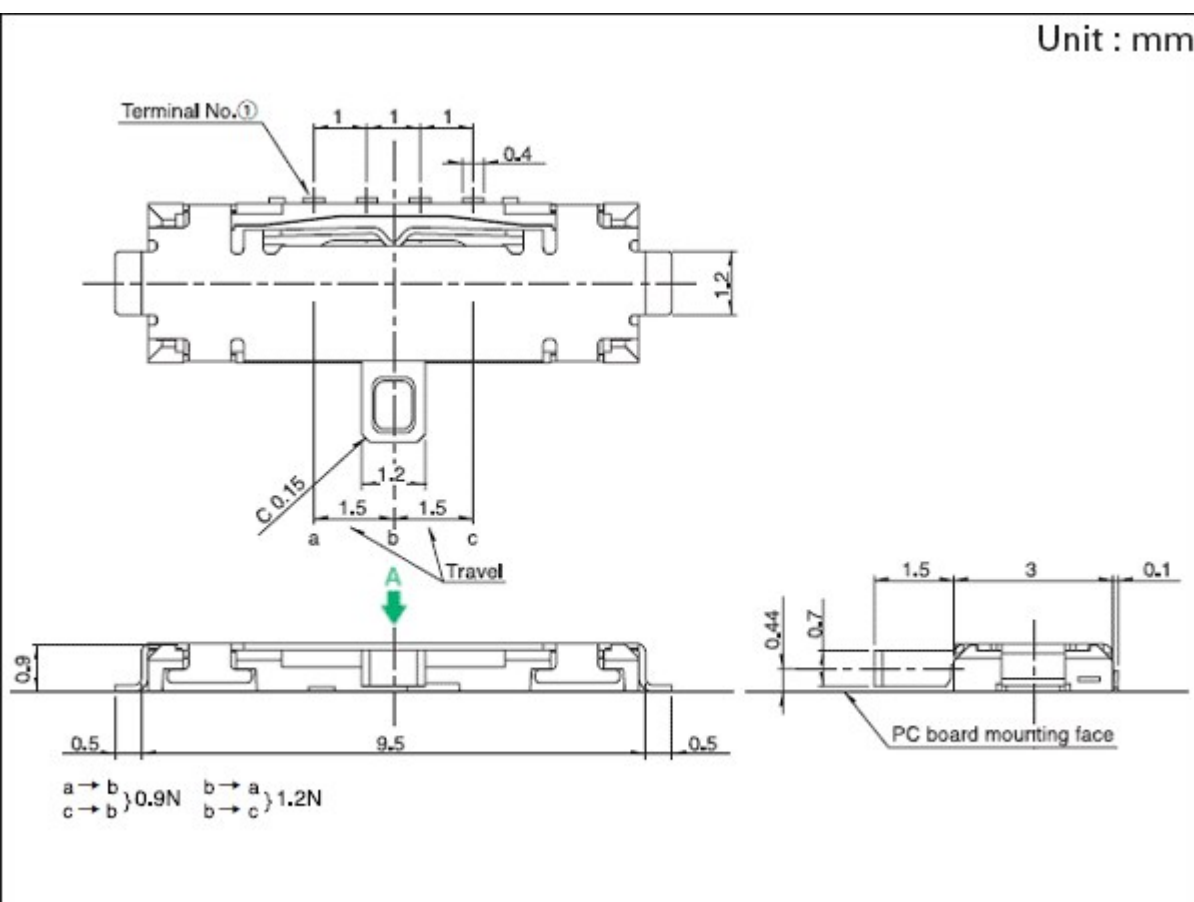
Certificate of Compliance to RoHS regulations



Photo

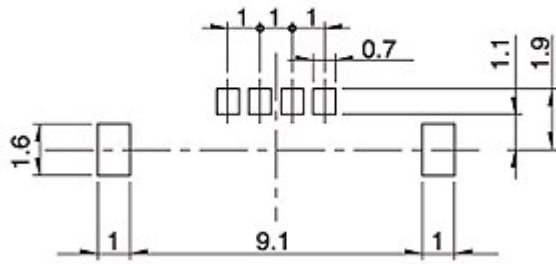


Dimensions



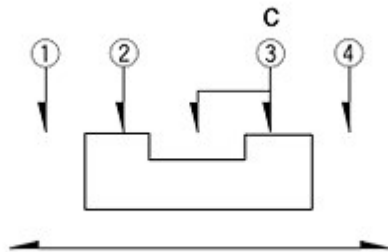
Land Dimensions

Unit : mm



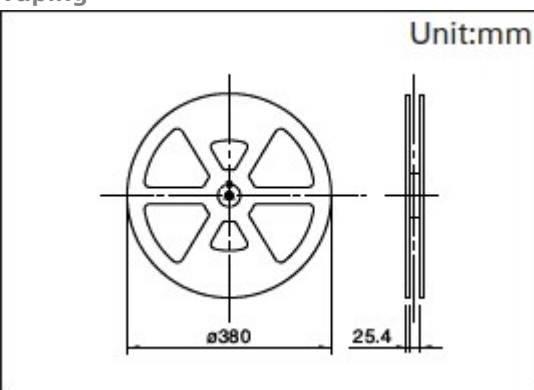
Viewed from direction A in the dimensions.

Circuit Diagram



Packing Specifications

Taping



Number of packages (pcs.)	1 reel	4,000
	1 case / Japan	8,000
	1 case / export packing	16,000
Tape width (mm)		24
Export package measurements (mm)		428×413×172

Soldering Conditions

Example of Reflow Soldering Condition

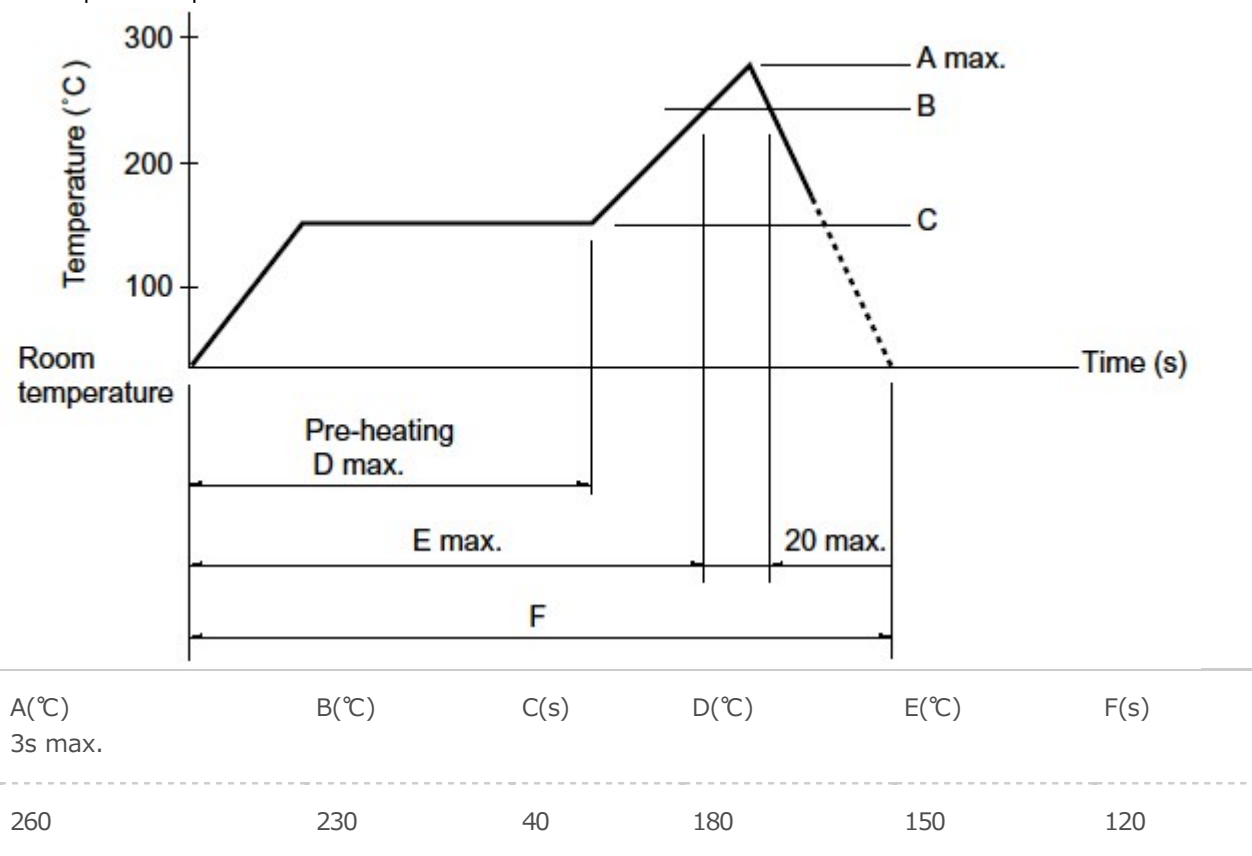
1. Heating method

Double heating method with infrared heater.

2. Temperature measurement

Thermocouple 0.1 to 0.2 Φ CA (K) or CC (T) at soldering portion (copper foil surface). A heat resisting tape should be used for fixed measurement.

3. Temperature profile



(1) The condition mentioned above is the temperature on the mounting surface of a PC board. There are cases where the PC board's temperature greatly differs from that of the switch, depending on the PC board's material, size, thickness, etc. The above-stated conditions shall also apply to switch surface temperatures.

(2) Soldering conditions differ depending on reflow soldering machines. Prior verification of soldering condition is highly recommended.

Reference for Hand Soldering

Soldering temperature 350±5°C

Soldering time 3s max.

Notes are common to this series/models.

1. This site catalog shows only outline specifications. When using the products, please obtain formal specifications for supply.
2. Please place purchase orders per minimum order unit (integer).

Inquiries about Products

[Inquiry](#)

Mouser Electronics

Authorized Distributor

Click to View Pricing, Inventory, Delivery & Lifecycle Information:

[Alps Alpine:](#)

[SSAH120100](#)