



Flasher Relay Output

SPECIFICATIONS

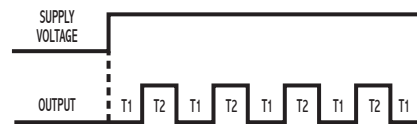
TIMING RANGES

Virtually unlimited. See page 77 for standard ranges available.

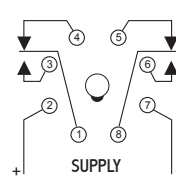
OUTPUT RATING	DPDT, 10 A @ 250 VAC or 24 VDC, resistive; 211 VA @ 120 VAC, inductive	
DUTY CYCLE	50%	
SUPPLY VOLTAGE	24 or 120 VAC or VDC, 50/60 Hz; $\pm 10\%$	
FALSE TRANSFER	No	
REVERSE POLARITY PROTECTED	Yes	
POWER CONSUMPTION	3 watts (approximately)	
TEMPERATURE RATING	Operate	32° to 131°F (0° to +55°C)
	Storage	-49° to 185°F (-45° to +85°C)
LIFE EXPECTANCY	Mechanical	10 million operations (minimum)
	Electrical	100,000 operations @ rated load
WEIGHT	5.6 oz.	

OPERATION

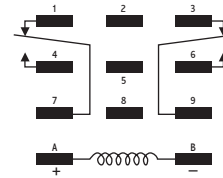
When power is applied to the input, the OFF time begins. Upon completion of the OFF time, the relay energizes and the ON time begins. Upon completion of the ON time, the relay de-energizes and one cycle is complete. This OFF/ON cycling continues until the voltage is removed from the input. THE OFF TIME ALWAYS EQUALS THE ON TIME.



WIRING

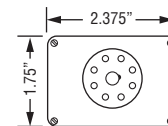
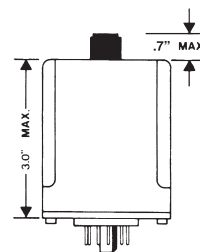


DPDT Octal Plug-in
RB-08/PF083A



DPDT Blade Plug-in
70-463-1

DIMENSIONS (INCHES)



Octal Pin Plug-in

MODEL NUMBER

MODEL NUMBER	TDL		A			
SUPPLY VOLTAGE						
24 VAC or DC	24					
110/120 VAC or DC	120					
TYPE OF OPERATION						
Knob Adjustable			K			
Lock Nut Adjustable			L			
Fixed			F			
ENCLOSURE STYLE						
8-pin octal plug-in				A		
Blade plug-in				B		
DELAY PERIOD						
See page 82 for standard ranges available						

Example: TDL-120-ALA-300—Flasher, 120 Volts AC or DC, lock nut adjustable from 3 to 300 seconds, 8-pin octal plug-in, UL recognized.

Mouser Electronics

Authorized Distributor

Click to View Pricing, Inventory, Delivery & Lifecycle Information:

[ATC Diversified Electronics:](#)

[TDL-120-AKA-060](#) [TDL-24-AKA-060](#)