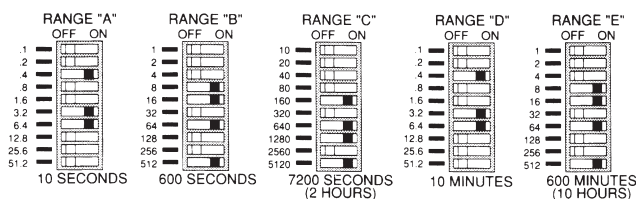


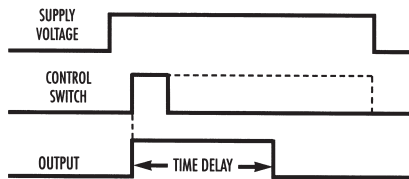
OPERATION

Supply voltage is continuously applied to the input. An external control isolated switch between pins 5 and 6 initiates the time delay. When closed (momentary or maintained), the relay energizes and the delay period begins. Upon completion of the delay period, the relay de-energizes. NOTE: The TBE Series is available in an 8-pin SPDT and an 11-pin

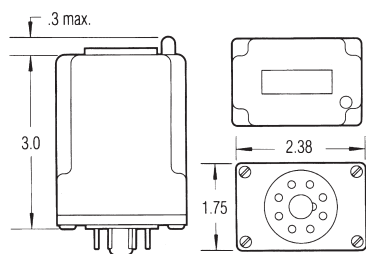
DIP SWITCH OPERATION



Digital selection of the time delay is accomplished by the use of ten (10) binary switches, each marked with a time increment. The time periods, of which there are five (5) ranges, represented by each switch in the ON position is added together to obtain the desired time delay.



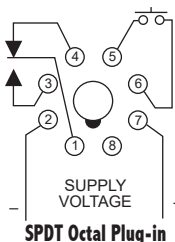
DIMENSIONS



WIRING

STANDARD

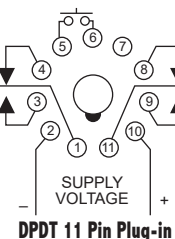
RB-08/PF083A



SPDT Octal Plug-in

OPTION

RB-011/PF0113A

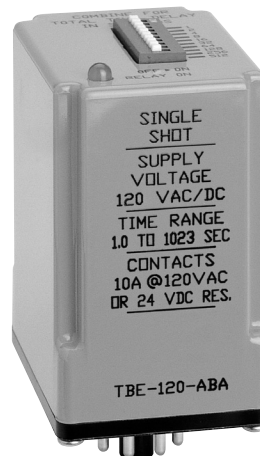


DPDT 11 Pin Plug-in

MODEL NUMBER

MODEL NUMBER	TBE				A	
CONTROL VOLTAGE						
12 Volts DC	12	D				
24 Volts AC/DC	24	A				
48 Volts DC	48	D				
120 Volts AC/DC	120	A				
240 Volts AC	240	A				
TIME DELAY RANGE						
0.1 to 102.3 SEC in 0.1 SEC Increments		A				
1.0 to 1,023 SEC in 1.0 SEC Increments		B				
10 to 10,230 SEC in 10 SEC Increments		C				
0.1 to 102.3 MIN in 0.1 MIN Increments		D				
1.0 to 1,023 MIN in 1.0 MIN Increments		E				
HOUSING				A		
OPTION						
DPDT. 5 Amps @ 120 VAC, 11-Pin						D

CAUS
E55826



Single Shot DIP Switch TDR

SPECIFICATIONS

TIME DELAY RANGE

A	0.1 to 102.3 SEC in 0.1 SEC Increments
B	1.0 to 1,023 SEC in 1.0 SEC Increments
C	10 to 10,230 SEC in 10 SEC Increments
D	0.1 to 102.3 MIN in 0.1 MIN Increments
E	1.0 to 1,023 MIN in 1.0 MIN Increments

OUTPUT RATING	SPDT 10 A @ 250 VAC or 24 VDC, resistive
	DPDT 5 A @ 240 VAC

ACCURACY	Setting $\pm 2\%$ or ± 50 mSEC; whichever is greater
	Repeat $\pm 0.1\%$ or ± 8.3 mSEC; whichever is greater

RESET TIMES	Before Time Out 100 mSEC
	After Time Out 50 mSEC

SUPPLY VOLTAGE	12, 24, 48, 120 or 240 VAC, 50/60 Hz; or DC; $\pm 10\%$
-----------------------	---

FALSE TRANSFER	No
-----------------------	----

REVERSE POLARITY PROTECTED	Yes
-----------------------------------	-----

POWER REQUIRED	3 VA, approximately
-----------------------	---------------------

DUTY CYCLE	Continuous
-------------------	------------

TEMPERATURE RATING	Operate 32° to 131°F (0° to +55°C)
	Storage -49° to 185°F (-45° to +85°C)

LIFE EXPECTANCY	Mechanical 10 million operations, minimum
	Electrical 100,000 Operations @ rated load

INDICATORS	LED glows when relay is energized.
-------------------	------------------------------------

ISOLATION	1,500 volts, input/output
------------------	---------------------------

WEIGHT	0.4 lbs.
---------------	----------

Mouser Electronics

Authorized Distributor

Click to View Pricing, Inventory, Delivery & Lifecycle Information:

[ATC Diversified Electronics:](#)

[TBE-48-DAA](#) [TBE-120-AAA-D](#) [TBE-120-AAA](#) [TBE-240-AAA](#) [TBE-24-AAA](#) [TBE-12-DAA](#)