

The **SLH Series** is designed to protect equipment against **PHASE LOSS** (single phasing), **UNDER VOLTAGE** (brown outs), and **PHASE REVERSAL** (improper sequence).

OPERATION

When correct phase sequence and line voltage are present, the internal relay of the SLH will energize (PICK UP). When there is a phase loss, under voltage or phase reversal condition, the internal relay will de-energize (DROP-OUT). When conditions return to normal, the SLH will automatically reset.

The SLH is unique in that it has a field-adjustable hysteresis. The voltage setting is adjusted to the desired pick-up point indicated by the dial setting. Then, the hysteresis adjustment is set to the desired percentage to achieve the preferred drop-out point. When models up to 300 VAC are set at 0%, they will pick-up and drop-out at the same point, when set at 10%, the drop-out will be an average of the phase-to-phase voltages 10% below the dial setting pick-up point. Models over 300 VAC are adjustable from 0% to 15%.


The SLH is available in the standard voltage ranges (see table below). It has an LED indicator that glows when all conditions are normal. The SLH Series is UL Listed under UL File Number E55826.

SPECIFICATIONS

OPERATING VOLTAGE	See Table Below	
POWER REQUIRED	See Table Below	
RESET	Automatic	
PHASE SEQUENCE	ABC (Will Not Operate CBA)	
HYSTERESIS	Models Up to 300 VAC	Adjustable, 0% to 10% Below Pick-up
	Models Over 300 VAC	Adjustable, 0% to 15% Below Pick-up
OUTPUT RATING	Models Up to 300 VAC	DPDT, 10 Amps @ 120 VAC, Resistive; 211 VA @ 120 VAC, Inductive
	Models Over 300 VAC	DPDT, 5 Amps @ 240 VAC, Resistive; 345 VA @ 240 VAC, Inductive
TERMINATIONS	(12) #8-32 Screw Terminals	
INDICATORS LED	Glows when all conditions are normal	
RESPONSE TIMES	See table below	
TEMPERATURE RATING	Operate	32° to +131°F (0° to +55°C)
	Storage	-49° to 185°F (-45° to +85°C)
WEIGHT	14 oz.	

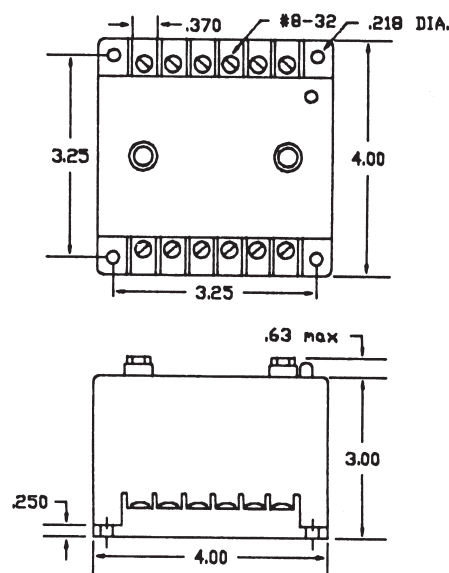
MODEL NUMBER	PICK UP VOLTAGE	RESPONSE TIMES		OUTPUT RATING
		OPERATE	RELEASE	
SLH-120-ALE	95-130 V. Adj.	80 m. SEC	0.5 SEC	3 VA
SLH-230-ALE	190-270 V. Adj.	150 m. SEC	0.5 SEC	3 VA
SLH-440-ALE	430-480 V. Adj.	1.0 SEC	2.0 SEC	7 VA

All voltage referenced are phase-to-phase.

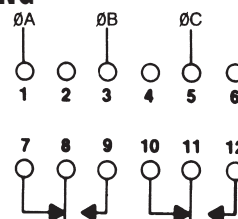


Phase, Under Voltage Monitor with Adjustable Hysteresis

DIMENSIONS (INCHES)



WIRING



Mouser Electronics

Authorized Distributor

Click to View Pricing, Inventory, Delivery & Lifecycle Information:

[ATC Diversified Electronics:](#)

[SLH-120-ALE](#) [SLH-230-ALE](#) [SLH-440-ALE](#)