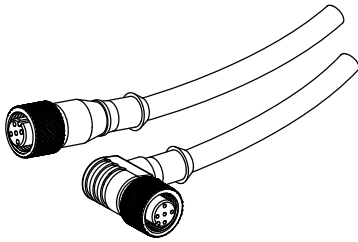


M12 MQDEC2-4xx Single-Ended Female with Floating Shield and Drain Cordset (4-pin)

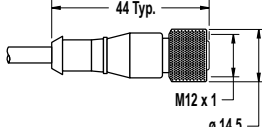
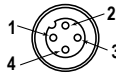


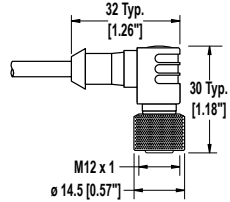
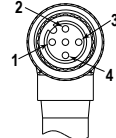
Datasheet



- M12 female to flying leads, four conductors, multiple length options
- Black PVC jacket, foil shield with unterminated 22 AWG drain, A-code connector
- Straight and right-angle connector options

Models

4-Pin Threaded M12 Cordsets with Shield—Single Ended				
Model	Length	Style	Dimensions	Pinout (Female)
MQDEC2-406	2 m (6.56 ft)	Straight		 1 = Brown 2 = White 3 = Blue 4 = Black
MQDEC2-415	5 m (16.4 ft)			
MQDEC2-430	9 m (29.5 ft)			
MQDEC2-450	15.2 m (50 ft)			

4-Pin Threaded M12 Cordsets with Shield—Single Ended				
Model	Length	Style	Dimensions	Pinout (Female)
MQDEC2-406RA	2 m (6.56 ft)	Right-Angle		 1 = Brown 2 = White 3 = Blue 4 = Black
MQDEC2-415RA	5 m (16.4 ft)			
MQDEC2-430RA	9 m (29.5 ft)			
MQDEC2-450RA	15.2 m (50 ft)			

Specifications

Current Rating

4 A

Voltage Rating

250 V

Installation

Static: 10× the outside diameter
Dynamic: 15× the outside diameter

AWG

22 AWG

Outer Diameter

5.21 mm

Shielding

Shielding: Aluminum foil, facing in 25% minimum, 100% coverage
Drain: 22 AWG Drain

Coding

A

Construction

Coupling nut material: Nickel-plated brass
Contact carrier: Black nylon
Connector body: Black PUR
Jacket material: Black PVC

Vibration and Mechanical Shock

Meets IEC 60068-2-6 requirements (Vibration: 10 Hz to 55 Hz, 1.0 mm amplitude, 5 minutes sweep, 30 minutes dwell)
Meets IEC 60068-2-27 requirements (Shock: 30G 11 ms duration, half sine wave)

Connections

Integral 4-pin M12 female quick disconnect

Operating Conditions

Operating temperature: -40 °C to +70 °C (-40 °F to +158 °F)
Storage temperature: -40 °C to +70 °C (-40 °F to +158 °F)
90% at +50 °C maximum relative humidity (non-condensing)

Environmental Rating

IP66, IP67, IP68
NEMA 1, UL Type 1



Certifications



Banner Engineering Europe
Park Lane,
Culliganlaan 2F bus 3,
1831 Diegem, BELGIUM



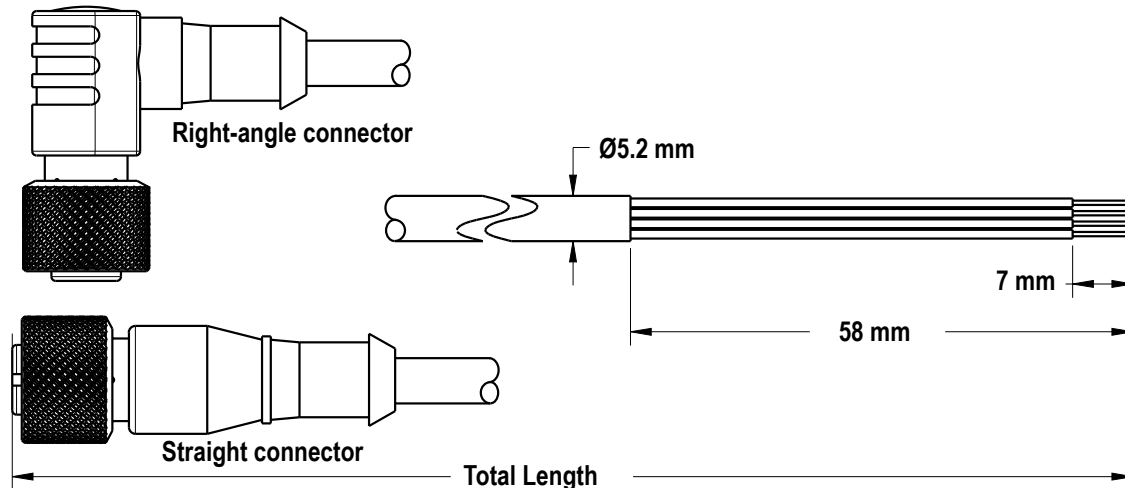
Turck Banner LTD Blenheim
House, Blenheim Court,
Wickford, Essex SS11 8YT,
Great Britain



UL Listing: CYJV.E230439
UL2238

cUL Listing:
CYJV7.E230439

Figure 1. Wire dimensions



For more details about the connector, see [Models](#) on page 1.

Banner Engineering Corp Limited Warranty

Banner Engineering Corp. warrants its products to be free from defects in material and workmanship for one year following the date of shipment. Banner Engineering Corp. will repair or replace, free of charge, any product of its manufacture which, at the time it is returned to the factory, is found to have been defective during the warranty period. This warranty does not cover damage or liability for misuse, abuse, or the improper application or installation of the Banner product.

THIS LIMITED WARRANTY IS EXCLUSIVE AND IN LIEU OF ALL OTHER WARRANTIES WHETHER EXPRESS OR IMPLIED (INCLUDING, WITHOUT LIMITATION, ANY WARRANTY OF MERCHANTABILITY OR FITNESS FOR A PARTICULAR PURPOSE), AND WHETHER ARISING UNDER COURSE OF PERFORMANCE, COURSE OF DEALING OR TRADE USAGE.

This Warranty is exclusive and limited to repair or, at the discretion of Banner Engineering Corp., replacement. **IN NO EVENT SHALL BANNER ENGINEERING CORP. BE LIABLE TO BUYER OR ANY OTHER PERSON OR ENTITY FOR ANY EXTRA COSTS, EXPENSES, LOSSES, LOSS OF PROFITS, OR ANY INCIDENTAL, CONSEQUENTIAL OR SPECIAL DAMAGES RESULTING FROM ANY PRODUCT DEFECT OR FROM THE USE OR INABILITY TO USE THE PRODUCT, WHETHER ARISING IN CONTRACT OR WARRANTY, STATUTE, TORT, STRICT LIABILITY, NEGLIGENCE, OR OTHERWISE.**

Banner Engineering Corp. reserves the right to change, modify or improve the design of the product without assuming any obligations or liabilities relating to any product previously manufactured by Banner Engineering Corp. Any misuse, abuse, or improper application or installation of this product or use of the product for personal protection applications when the product is identified as not intended for such purposes will void the product warranty. Any modifications to this product without prior express approval by Banner Engineering Corp will void the product warranties. All specifications published in this document are subject to change; Banner reserves the right to modify product specifications or update documentation at any time. Specifications and product information in English supersede that which is provided in any other language. For the most recent version of any documentation, refer to: www.bannerengineering.com.

For patent information, see www.bannerengineering.com/patents.



more sensors, more solutions

Mouser Electronics

Authorized Distributor

Click to View Pricing, Inventory, Delivery & Lifecycle Information:

[Banner Engineering:](#)

[MQDEC2-406RA](#)