


K30L and K50L Hazardous Area (Ex nA) Indicators

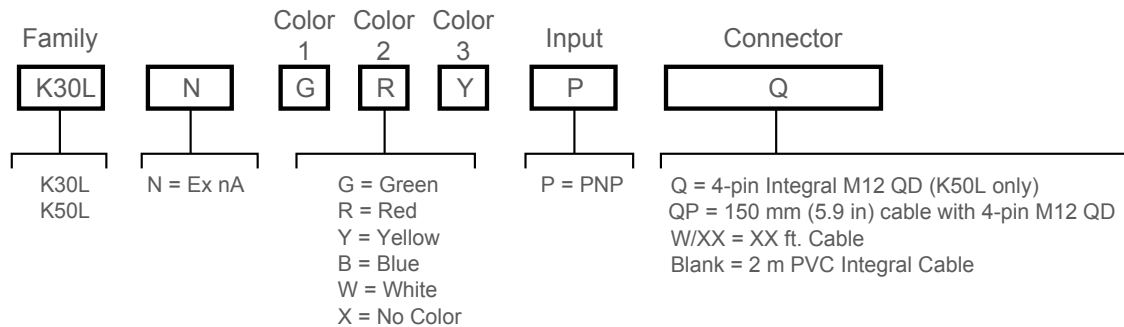


Features



- For use in hazardous areas
- ATEX, CSA c/us, UKCA and IECEx certifications
- Fully sealed and rated to IP67/IP69K per DIN 40050-9
- 1-, 2-, or 3-color models available; 5 available colors

Models



K30L Models

Model	Connection	LED Function	Input
K30LNGXXP	2 m (6.5 ft) PVC integral cable	1 Color: Green	PNP
K30LNYXXP		1 Color: Yellow	
K30LNRXXP		1 Color: Red	
K30LNBXXP		1 Color: Blue	
K30LNWXXP		1 Color: White	
K30LNGRXP		2 Color: Green, Red	
K30LNGYXP		2 Color: Green, Yellow	
K30LNGYXP		2 Color: Red, Yellow	
K30LNGRYP		3 Color: Green, Red, Yellow	

K50L Models

Model	Connection ⁽¹⁾	LED Function	Input
K50LNGXXPQ	4-pin M12 integral quick disconnect connector	1 Color: Green	PNP
K50LNYXXPQ		1 Color: Yellow	
K50LNRXXPQ		1 Color: Red	
K50LNBXXPQ		1 Color: Blue	
K50LNWXXPQ		1 Color: White	
K50LNGRXPQ		2 Color: Green, Red	
K50LNGYXPQ		2 Color: Green, Yellow	
K50LNGYXPQ		2 Color: Red, Yellow	
K50LNGRYPQ		3 Color: Green, Red, Yellow	

⁽¹⁾ To order the 150 mm (6 in) PVC cable model with a 4-pin M12 quick disconnect, replace the suffix "Q" with "QP" in the model number. For example, K50LIGXXPQP. Models with a quick disconnect require a mating cordset.



Installation Instructions

Ex/HazLoc Applications

WARNING:



- **Explosive Atmospheres/Hazardous Locations**
- It is the user's responsibility to ensure that all local, state, and national laws, rules, codes, or regulations relating to the installation and use of this device in any particular application are satisfied. This device must be installed by a Qualified Person⁽²⁾, in accordance with this document and applicable regulations.

WARNING:



- **Explosion Hazard**
- Do not disconnect equipment unless the power has been switched off or the area is known to be non-hazardous.

WARNING:



- **Electrostatic Discharge (ESD) Specific Conditions for Safe Use**
- Parts of the enclosure are non-conducting and can generate an ignition-capable level of ESD.
- To reduce the risk of ignition due to electrostatic discharge, avoid contact with the equipment while an explosive atmosphere is present.
- Clean the equipment with only a damp cloth.

Specific Conditions for Use and General Notes

- See Specifications and Wiring Diagrams for important information concerning entity parameters, permissible locations, electrical connections and certifications.
- In addition to the warning above concerning user responsibility, the installation must comply with the following:
 - All installations must comply with all manufacturer's instructions.
 - U.S. Installations: The relevant requirements of the National Electric Code® (ANSI/NFPA-70 NEC®).
 - Canadian Installations: The relevant requirements of the Canadian Electrical Code (CSA C22.1).
 - ATEX and IECEx Installations: The relevant requirements of EN IEC 60079-14 and applicable National regulations.
 - For quick disconnect (QD) models only: Use Banner **MQDC-4##** cordsets (see "[Cordsets](#)" on page 4), or suitable M12 quick disconnect cordsets with threaded retaining nut (see "[Specifications](#)" on page 3). The cordset must be securely fastened using the M12×1 quick disconnect retaining nut to prevent disconnection. Maximum connector torque: 6 ft·lbs.
- Do not attempt any repairs to this device; it contains no field-replaceable parts or components. Tampering and/or replacement with non-factory components may adversely affect the safe use of the system.
- The ingress protection (for example, IP rating) of enclosures/panels may be invalidated by the installation of the EZ-LIGHT(s). The installation of the EZ-LIGHT(s) in a particular enclosure/panel is subject to the evaluation/acceptance of the applicable approval agency.
- For K50L installations in Dust Atmospheres, use the female NPT conduit entry with applicable wiring methods in accordance with Canadian Electrical Code (Canada) and National Electrical Code (United States).
- The nonconducting materials of this device may be susceptible to ignition-capable level of electrostatic charging and precautions must be taken to avoid this. The user/installer shall ensure that the equipment is not installed in a location where it may be subjected to external conditions (such as high-pressure steam) which are conducive to creating a build-up of electrostatic charges.
- If the equipment is likely to come into contact with aggressive substances⁽³⁾, then it is the responsibility of the user to take suitable precautions⁽⁴⁾ that prevent it from being adversely affected, thus ensuring that the type of protection is not compromised.
- Clean with a damp cloth only.
- For indicators with multiple colors, only one color is intended to be on at a time.
- The 30 V rated supply shall be protected such that transients are limited to a maximum of 42 V.
- For installation of models with a "Q" or "QP" suffix, the quick disconnect connector must be protected when installed, to maintain IP67 or IP69K ingress protection.

⁽²⁾ A Qualified Person is a person who, by possession of a recognized degree or certificate of professional training, or who, by extensive knowledge, training and experience, has successfully demonstrated the ability to solve problems relating to the subject matter and work.

⁽³⁾ Aggressive substances—for example, acidic liquids or gases that may attack metals, or solvents that may affect polymeric materials.

⁽⁴⁾ Suitable precaution—for example, regular checks as part of routine inspections or establishing from the materials data sheet that it is resistant to specific chemicals.

Wiring Diagram

Wiring diagram	Key	Description	Pinout
	1	Brown	
	2	White	
	3	Blue	
	4	Black	
	C1	Color 1	
	C2	Color 2	
	C3	Color 3	

Specifications

Supply Voltage and Current

10 V DC to 30 V DC (25 mA maximum)

Indicators

Entire translucent diffuser or dome provides indication. LEDs are independently selected: Green, Red, Amber, Blue, or White; 1, 2, or 3 colors, depending on model. For other colors/combinations, contact Banner Engineering for availability.

Construction

Base: polycarbonate

Translucent dome: polycarbonate

Environmental Rating

IP67/IP69K per DIN 40050-9

Approvals

CSA-c/us

Gas & Vapors: Class I Zone 2 AEx/Ex nA IIC T4 Gc / Class I Div 2 Groups ABCD

Dust: Zone 22 AEx/Ex tc IIIC T135°C Dc / Class II Div 2 Groups FG, Class III Div 1

CSA14CA2679646X

ATEX/IECEx/UKCA

Gas & Vapours: II 3 G Ex nA IIC T4 Gc (Group IIC Zone 2)

Dust: II 3 D Ex tc IIIC T135°C Dc (Group IIIC Zone 22)

Sira 13ATEX4271X

IECEx SIR 13.0099X

CSAE 21UKEX4683X

ATEX/UKCA: EN IEC 60079-0:2018 & EN 60079-15:2010

IECEx: IEC 60079-0:2017 Ed.7 & IEC 60079-15:2010 Ed.4

Connections

K30: 2 m (6.5 ft) PVC integral cable, or 150 mm (5.9 in) PVC cable with 4-pin M12 quick disconnect connector

K50: 4-pin M12 integral quick disconnect connector, 2 m (6.5 ft) PVC integral cable, or 150 mm (5.9 in) PVC cable with 4-pin M12 quick disconnect connector

Connecting 4-pin M12 quick disconnect cordsets (see ["Cordsets" on page 4](#)): Female single-ended Multiconductor cable (at minimum): UL Style 2517, 24 AWG wire, rated $\geq 80^\circ\text{C}$; M12 quick disconnect connector: per IEC 61076-2-101, must have threaded M12 \times 1 retaining nut

Operating Conditions

TA = -40°C to $+50^\circ\text{C}$ (-40°F to $+122^\circ\text{F}$)

Certifications



Turck Banner
LTD Blenheim House |
Blenheim Court |
Wickford, Essex SS11
8YT | Great Britain

Banner Engineering
BV Park Lane |
Culliganlaan 2F bus 3 |
1831 Diegem,
BELGIUM

IEC IECEx SIR 13.0099X

ATEX Sira 13ATEX4271X

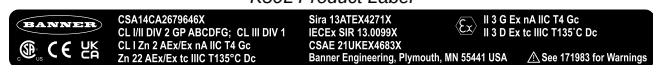
CSAE 21UKEX4683X

CSA CoC 2679646

K30L Product Label

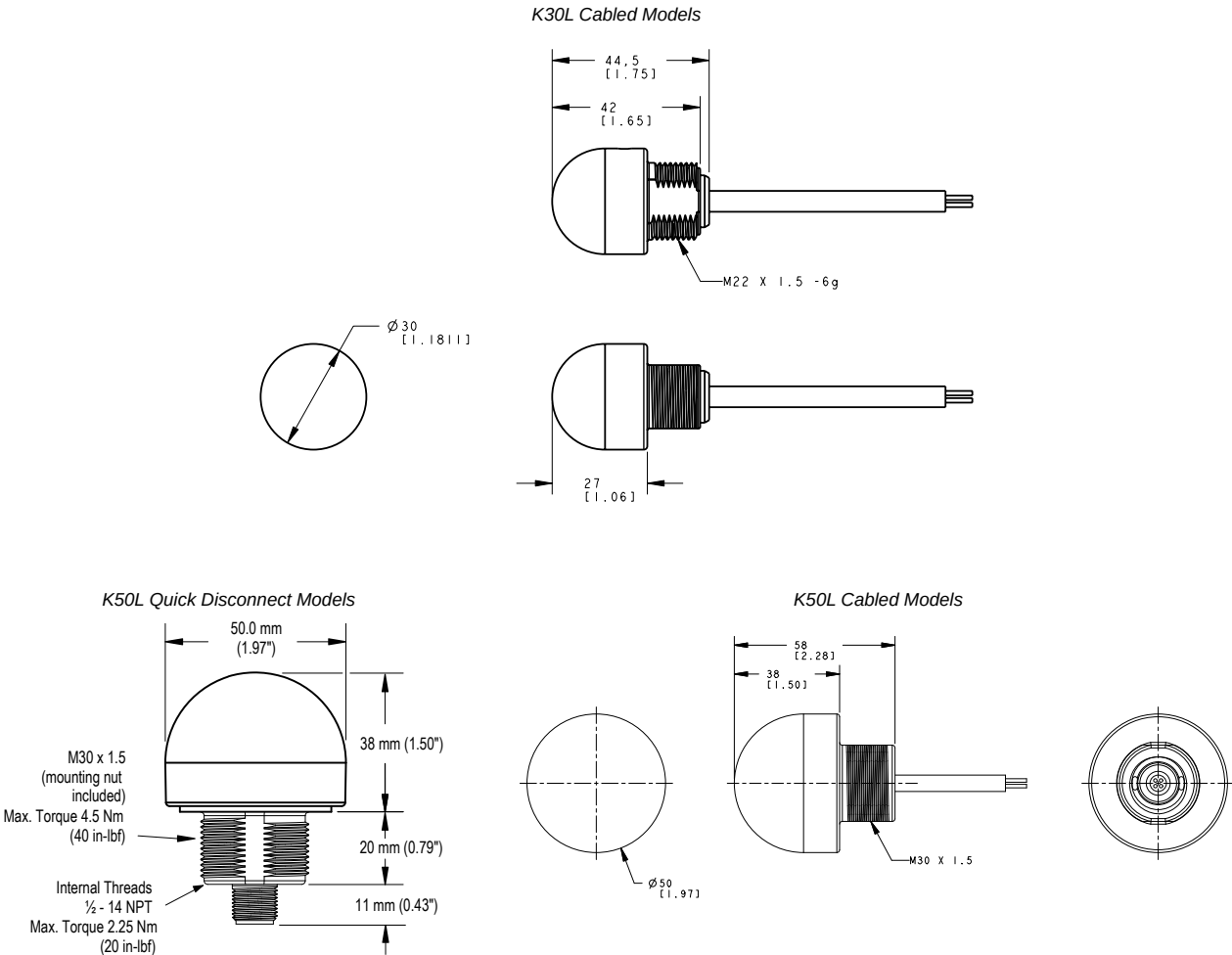


K50L Product Label



Dimensions

All measurements are listed in millimeters [inches], unless noted otherwise. The measurements provided are subject to change.



Cordsets

4-Pin Single-Ended M12 Female Cordsets					
Model	Length	Style	Dimensions	Pinout (Female)	
MQDC-406	2 m (6.56 ft)	Straight			<p>1 = Brown 2 = White 3 = Blue 4 = Black 5 = Not used</p>
MQDC-415	5 m (16.4 ft)				
MQDC-430	9 m (29.5 ft)				
MQDC-450	15 m (49.2 ft)				

Continued on page 5

Continued from page 4

4-Pin Single-Ended M12 Female Cordsets				
Model	Length	Style	Dimensions	Pinout (Female)
MQDC-406RA	2 m (6.56 ft)	Right-Angle		
MQDC-415RA	5 m (16.4 ft)			
MQDC-430RA	9 m (29.5 ft)			
MQDC-450RA	15 m (49.2 ft)			

Repairs and Translations

Obtain assistance with product repairs by contacting your local Banner Engineering Corp distributor or by calling Banner directly at (763) 544-3164. Access literature translated into your native language on the Banner website at www.bannerengineering.com or contact Banner directly at (763) 544-3164.

Para reparaciones de productos, por favor contacte a su distribuidor local de Banner Engineering o llame a Banner directamente al 00 1 (763) 544-3164. Vea la literatura traducida en su idioma en el sitio web Banner en www.bannerengineering.com o comuníquese con Banner directamente al 00 1 (763) 544-3164.

Pour vous aider lors de la réparation de produits, contactez votre distributeur Banner local ou appelez directement Banner au (763) 544-3164. La documentation traduite dans votre langue est disponible sur le site internet de Banner www.bannerengineering.com ou contactez directement Banner au (763) 544-3164.

请联系当地的 Banner Engineering Corp 经销商或直接致电 Banner +1 (763) 544-3164, 以获得产品维修帮助。请访问邦纳网站 www.bannerengineering.com 或直接拨打 +1 (763) 544-3164 联系邦纳, 获取翻译成您母语的资料。

제품 수리에 대한 지원은 지역 Banner Engineering Corp 대리점에 문의하거나 Banner에 직접 (763) 544-3164로 문의하실 수 있습니다. 사용자의 모국어로 번역된 자료는 Banner 웹사이트 www.bannerengineering.com에서 액세스하거나 Banner에 직접 (763) 544-3164로 문의하실 수 있습니다.

Banner Engineering Corp Limited Warranty

Banner Engineering Corp. warrants its products to be free from defects in material and workmanship for one year following the date of shipment. Banner Engineering Corp. will repair or replace, free of charge, any product of its manufacture which, at the time it is returned to the factory, is found to have been defective during the warranty period. This warranty does not cover damage or liability for misuse, abuse, or the improper application or installation of the Banner product.

THIS LIMITED WARRANTY IS EXCLUSIVE AND IN LIEU OF ALL OTHER WARRANTIES WHETHER EXPRESS OR IMPLIED (INCLUDING, WITHOUT LIMITATION, ANY WARRANTY OF MERCHANTABILITY OR FITNESS FOR A PARTICULAR PURPOSE), AND WHETHER ARISING UNDER COURSE OF PERFORMANCE, COURSE OF DEALING OR TRADE USAGE.

This Warranty is exclusive and limited to repair or, at the discretion of Banner Engineering Corp., replacement. **IN NO EVENT SHALL BANNER ENGINEERING CORP. BE LIABLE TO BUYER OR ANY OTHER PERSON OR ENTITY FOR ANY EXTRA COSTS, EXPENSES, LOSSES, LOSS OF PROFITS, OR ANY INCIDENTAL, CONSEQUENTIAL OR SPECIAL DAMAGES RESULTING FROM ANY PRODUCT DEFECT OR FROM THE USE OR INABILITY TO USE THE PRODUCT, WHETHER ARISING IN CONTRACT OR WARRANTY, STATUTE, TORT, STRICT LIABILITY, NEGLIGENCE, OR OTHERWISE.**

Banner Engineering Corp. reserves the right to change, modify or improve the design of the product without assuming any obligations or liabilities relating to any product previously manufactured by Banner Engineering Corp. Any misuse, abuse, or improper application or installation of this product or use of the product for personal protection applications when the product is identified as not intended for such purposes will void the product warranty. Any modifications to this product without prior express approval by Banner Engineering Corp will void the product warranties. All specifications published in this document are subject to change; Banner reserves the right to modify product specifications or update documentation at any time. Specifications and product information in English supersede that which is provided in any other language. For the most recent version of any documentation, refer to: www.bannerengineering.com.

For patent information, see www.bannerengineering.com/patents.

Mouser Electronics

Authorized Distributor

Click to View Pricing, Inventory, Delivery & Lifecycle Information:

[Banner Engineering:](#)

[K30LNBXXP](#) [K30LNGRXP](#) [K30LNGRXPQP](#) [K30LNGRYP](#) [K30LNGRYPQP](#) [K30LNGXXP](#) [K30LNGXXPQP](#)
[K30LNYXXP](#) [K50LNBXXPQ](#) [K50LNGRXP](#) [K50LNGRXPQ](#) [K50LNGRYP](#) [K50LNGRYPQ](#) [K50LNGXXPQ](#)
[K50LNRXXPQ](#) [K50LNWXXPQ](#) [K50LNYXXPQ](#)