

Valve plug MSC SuperSeal female with cable

PUR 4x0.75 bk 2m

Art.No.: 7072-73161-5140200

Weight: 0.259

Country of origin: DE

Model designation: MSTGL0-T514_2.0-S72

Xtreme - Outdoor

Male straight

max. 24 V DC

4-pole

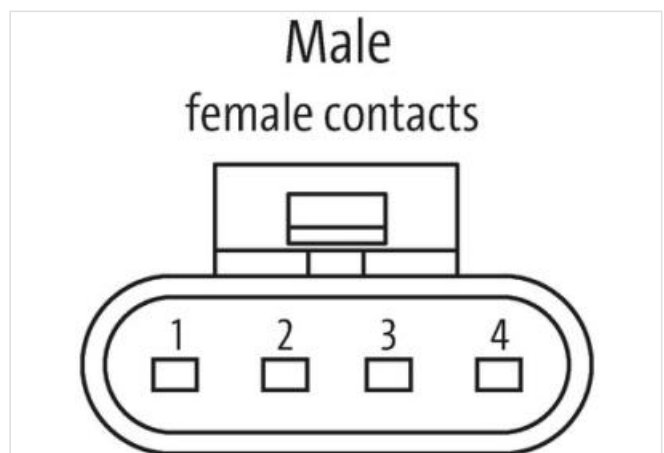
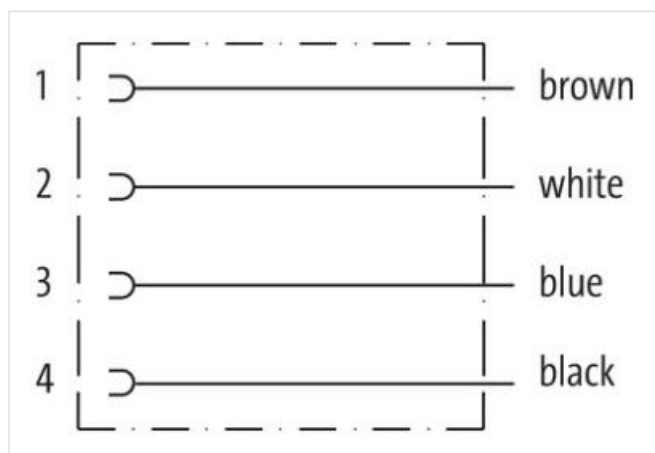
without components

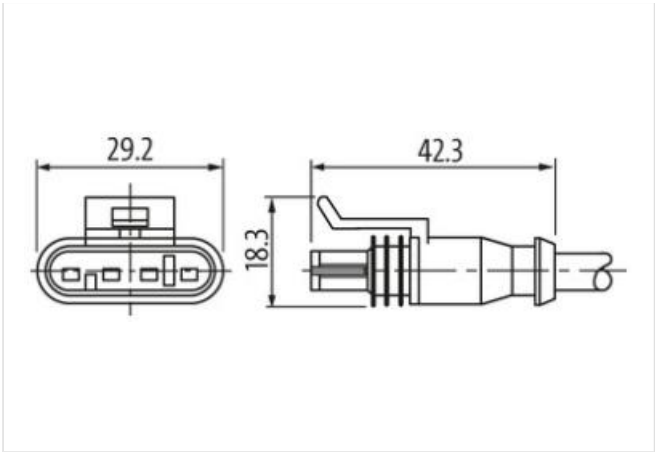
without cable sleeves

Plastic housings with good resistance against chemicals and oils.

The resistance to aggressive media should be individually tested for your application. Further details on request.

Further cable lengths on request.

[Link to Product](#)**Illustration**



Product may differ from Image



Cable length	2 m
Side 1	
Mounting method	inserted
Coating contact	tin-plated
Family construction form	SuperSeal
suitable for corrugated tube (internal Ø)	11 mm
Material contact	Copper alloy
No. of poles	4
Degree of protection (EN IEC 60529)	IP67, IP69K
Commercial data	
ECLASS-6.0	27279218
ECLASS-6.1	27279218
ECLASS-7.0	27279218
ECLASS-8.0	27279218
ECLASS-9.0	27060312
ECLASS-10.1	27060312
ECLASS-11.1	27060312
ECLASS-12.0	27060312
ETIM-5.0	EC001855
customs tariff number	85444290
customs tariff number	85444290
GTIN	4048879647885
GTIN	4048879647885
Packaging unit	1
Packaging unit	1
Electrical data Supply	
Operating voltage DC max.	24 V
Current operating per contact max.	7 A
Diagnostics	
Status indication LED	no
Installation Connection	

Family construction form AMP SuperSeal 1.5

Device protection Electrical	
Degree of protection (EN IEC 60529)	IP67, IP69K
Additional condition protection degree	inserted, locked
Pollution Degree	3
Rated surge voltage	1,5 kV
Additional suppressor	without components
Mechanical data Material data	
Material housing	Plastic
Color housing	black
Material gasket	Silicon
Material overmolding	PUR
Mechanical data Mounting data	
Looking techniques	Snap-in connector
Environmental characteristics Climatic	
Operating temperature min.	-40 °C
Operating temperature max.	125 °C
Additional condition temperature range	depending on cable quality
Important installation notes	
Note on strain relief	Protect the connectors by suitable measures from mechanical loads, e.g. by the usage of cable ties.
Note on bending radius	Attention: Observe the permissible bending radii when laying cables, as the IP protection class can be endangered by excessive bending forces.
Installation Cable	
wire arrangement	brown, black, blue, white
Cable identification	514
Jacket Color	black
Amount stranding	1
Stranding	4 wires twisted
wire arrangement	brown, black, blue, white
Material jacket	PUR
Outer-diameter (jacket)	5,7 mm
Tolerance outer diameter (sheath)	± 5 %
Material wire insulation	PP
Amount wires	4
Outer diameter insulation	1,79 mm
Outer diameter tolerance core insulation	± 5 %
Amount strands (wire)	42
Diameter of single wires	0,15 mm
Conductor crosssection (wire)	0,75 mm²
Material conductor wire	Stranded copper wire, bare
Conductor type (wire)	strand class 6
Nominal voltage AC max.	300 V
Current load capacity (standard)	to DIN VDE 0298-4
Current load capacity min. wire	12 A
Electrical resistance line constant wire	58 Ω/km
Operating temperature min. (dynamic)	-25 °C
Operating temperature max. (dynamic)	80 °C
UV resistance	DIN EN ISO 4892-2 A
Flame resistance	UL 1581 § 1100 FT2 IEC 60332-2-2 UL 1581 § 1090
chemical resistance	Good, application-related testing
Gasoline resistance	Good, application-related testing
Oil resistance	Good, application-related testing DIN EN 60811-404

Bending radius (dynamic)	6 x Outer diameter
No. of bending cycles (C-track)	2 Mio.

Mouser Electronics

Authorized Distributor

Click to View Pricing, Inventory, Delivery & Lifecycle Information:

[Murrelektronik:](#)

[7072-73161-5140200](#)