

M23 female 0° 17-pole with cable

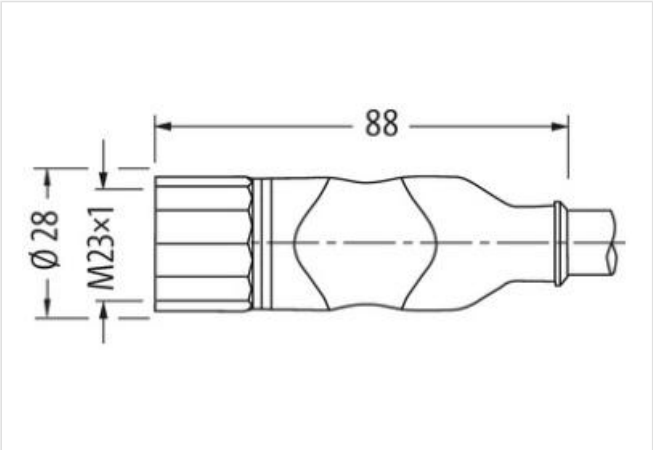
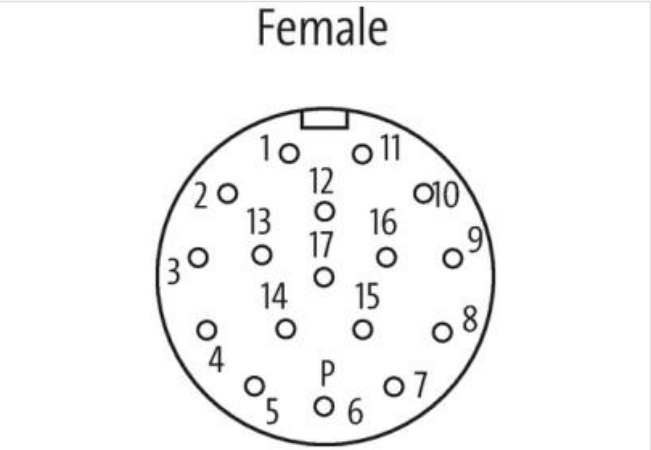
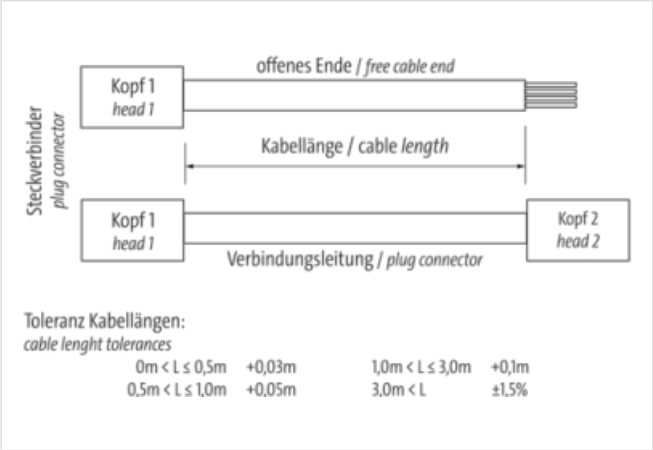
PUR (3x(2x0,14D)+2x0,5+4x0.14+4x0,22)C 1m

Art.No.: 7000-SS501-8110100
Weight: 0.221
Country of origin: DE
Model designation: MS23SNBB17-500_811_1.0

Signal cable for SINAMICS S120 and motors with connection M23
Female straight
M23, 17-pole
with cable sleeves
Further cable lengths on request.
Plastic housings with good resistance against chemicals and oils.
The resistance to aggressive media should be individually tested for your application. Further details on request.

Link to Product

Illustration



Product may differ from Image

Cable length	1 m
Side 1	
Tightening torque	2 Nm
Family construction form	M23

Thread	M23 x 1
Width across flats	SW27
Commercial data	
ECLASS-6.0	27279218
ECLASS-6.1	27060307
ECLASS-7.0	27060307
ECLASS-8.0	27060307
ECLASS-9.0	27060307
ECLASS-10.1	27060307
ECLASS-11.1	27060307
ECLASS-12.0	27060307
ETIM-5.0	EC001855
customs tariff number	85444290
customs tariff number	85444290
GTIN	4048879485548
GTIN	4048879485548
Packaging unit	1
Packaging unit	1
Electrical data Supply	
Operating voltage AC max.	30 V
Operating voltage DC max.	30 V
Device protection Electrical	
Degree of protection (EN IEC 60529)	IP65, IP67
Additional condition protection degree	inserted, screwed
Mechanical data Material data	
Material housing	PUR
Coating locking	nickel plated
Locking material	Brass
Mechanical data Mounting data	
Mounting method	inserted, screwed, Shaking protection
Environmental characteristics Climatic	
Operating temperature min.	-25 °C
Operating temperature max.	85 °C
Additional condition temperature range	depending on cable quality
Important installation notes	
Note on strain relief	Protect the connectors by suitable measures from mechanical loads, e.g. by the usage of cable ties.
Note on bending radius	Attention: Observe the permissible bending radii when laying cables, as the IP protection class can be endangered by excessive bending forces.
Installation Cable	
wire arrangement	brown-red, brown-blue, green-yellow, brown-yellow, brown-gray, black-green, red-green, red, orange, gray, blue, yellow-white, black-white, brown, black
Cable identification	811
Function cable	Hybrid
Jacket Color	green
Stranding cable total	6 Stranded joints around Core filler twisted
Amount stranding	2
Stranding	4 wires twisted
Amount stranding (type 2)	1
Stranding (type 2)	2 wires twisted
Amount stranding (type 3)	3
Stranding (type 3)	2 wires with Filler twisted
Cable shielding (type)	copper braiding, bare

Cable shielding (coverage)	80 %
Banding	Fleece, Foil
Filler	yes
Drain wire (cross-section)	10 mm ²
wire arrangement	brown-red, brown-blue, green-yellow, brown-yellow, brown-gray, black-green, red-green, red, orange, gray, blue, yellow-white, black-white, brown, black
Cable weight	134,2 g/m
Material jacket	PUR
Freedom from ingredients (jacket)	lead-free, CFC-free, halogen-free, silicone-free
Outer-diameter (jacket)	9,5 mm
Tolerance outer diameter (sheath)	± 5 %
Material wire insulation	PP
Amount wires	10
Outer diameter insulation	0,85 mm
Shore hardness wire insulation	65 ± 5 Shore D
Amount strands (wire)	7
Diameter of single wires	0,16 mm
Conductor crosssection (wire)	0,14 mm ²
Drain wire (cross-section)	10 mm ²
Material conductor wire	Stranded copper wire, bare
Material wire insulation (Data)	PP
Outer diameter wire insulation (Data)	1 mm
Shore hardness wire insulation (Data)	65 ± 5 Shore D
Amount wires (Data)	4
Amount strands wire (Data)	7
Diameter of single wires (Data)	0,127 mm
Conductor crosssection wire (Data)	0,22 mm ²
Material conductor wire (Data)	copper stranded wire, tinned
Material wire insulation (Power)	PP
Outer diameter wire insulation (Power)	1,3 mm
Shore hardness wire insulation (Power)	65 Shore D±5 Shore D
Amount wires (Power)	2
Diameter of single wires (Power)	0,18 mm
Wire conductor cross section (Power)	0,5 mm ²
Material conductor wire (Power)	copper stranded wire, tinned
Nominal voltage AC max.	30 V
Current load capacity (standard)	to DIN VDE 0298-4
Current load capacity min. wire	2,4 A
Current load capacity min. Wire (Data)	2,4 A
Current carrying capacity min. wire (Power)	9 A
Characteristic impedance	80 Ω ± 5 % MHz
Electrical resistance line constant wire	148,9 Ω/km @ 20 °C
Electrical resistance coating wire (Power)	41 Ω/km @ 20 °C
Electrical resistance coating wire (Data)	93,3 Ω/km @ 20 °C
AC withstand voltage (wire - wire)	0,5 kV @ 60 s
Electrical capacity line constant (wire - shield)	8000 pF/km
Power frequency withstand voltage (wire - jacket)	0,5 kV @ 60 s
AC withstand voltage (wire - shield)	0,5 kV @ 60 s
Isolation resistance	1000 MΩ × km
Operating temperature min. (dynamic)	-25 °C
Operating temperature max. (dynamic)	80 °C
Flame resistance	IEC 60332-2-2 UL 1581 § 1100 FT2 UL 1581 § 1090
chemical resistance	Good, application-related testing

Gasoline resistance	Good, application-related testing
Oil resistance	DIN EN 60811-404 Good, application-related testing
Bending radius (installation)	x Outer diameter
Bending radius (fixed)	4 x Outer diameter @ 25 °C
Bending radius (dynamic)	6 x Outer diameter
No. of bending cycles (C-track)	10 Mio. @ 25 °C
Traversing distance (C-track)	300 m @ 25 °C horizontal
Travel speed (C-track)	3 m/s @ 25 °C
Torsion stress	± 30 °/m @ 25 °C

Mouser Electronics

Authorized Distributor

Click to View Pricing, Inventory, Delivery & Lifecycle Information:

[Murrelektronik:](#)

[7000-SS501-8110100](#)