

## M23 SERVO CABLE

Specification: 6FX5002-5CS06-1AE0

Art.No.: 7000-PS415-8650400

Weight: 0.646

Country of origin: DE

Model designation: M6FX5002-5CS06-1AE0

Female straight – pre-wired terminals

Plastic housings with good resistance against chemicals and oils.

M23, 6-pole

4-pole used

Power connector SIEMENS

shielded

without brake wires

Power cable for SINAMICS S120 and Motors with M23 connection

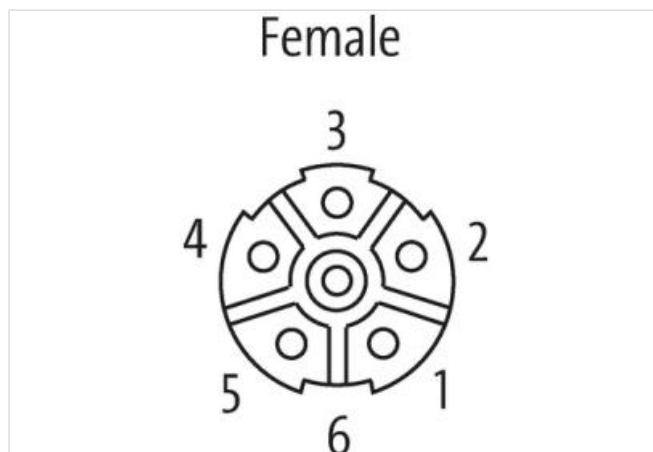
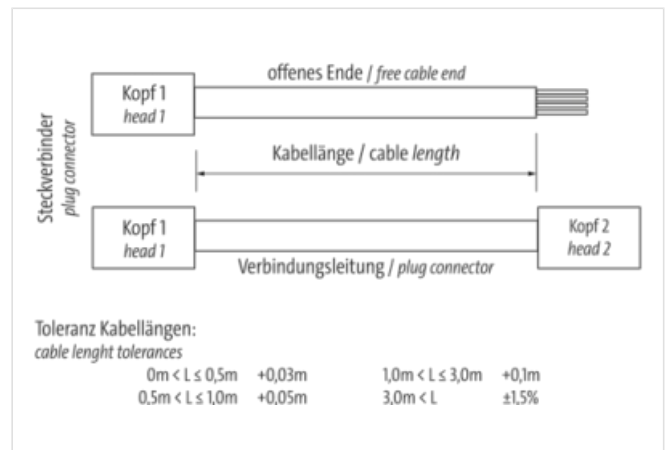

without cable sleeves

Further cable lengths on request.

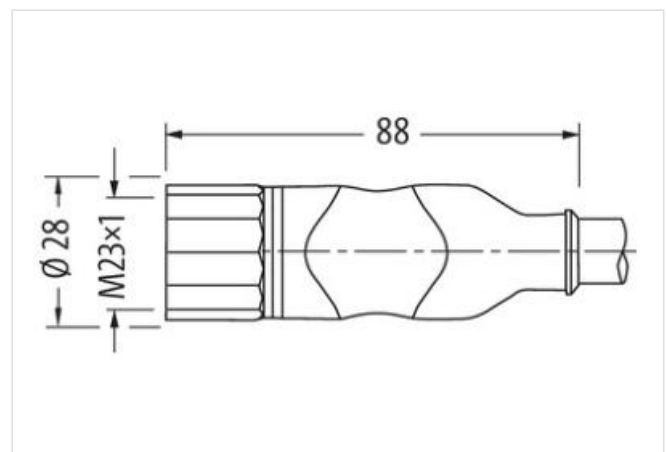
Power cores: 12 A (1.5 mm<sup>2</sup>), 15 A (2.5 mm<sup>2</sup>)

### [Link to Product](#)

#### Illustration



Product may differ from Image



Cable length

4 m

**Side 1**

Tightening torque	2 Nm
Family construction form	M23
Thread	M23 x 1
suitable for corrugated tube (internal Ø)	16 mm
Width across flats	SW27

**Side 2**

Family construction form	M23
suitable for corrugated tube (internal Ø)	23 mm

**Commercial data**

ECLASS-6.0	27279218
ECLASS-7.0	27279218
ECLASS-8.0	27279218
ECLASS-9.0	27060311
ECLASS-10.1	27060311
ECLASS-11.1	27060311
ECLASS-12.0	27060327
ETIM-5.0	EC000830
customs tariff number	85444290
GTIN	4048879685108
Packaging unit	1

**Electrical data | Supply**

Operating voltage AC max.	630 V
Operating voltage DC max.	630 V

**Device protection | Electrical**

Degree of protection (EN IEC 60529)	IP65, IP67
Additional condition protection degree	inserted, screwed
Pollution Degree	3
Rated surge voltage	6 kV
Material group (IEC 60664-1)	I

**Mechanical data | Material data**

Material housing	PUR
Coating locking	nickel plated
Material gasket	FKM
Locking material	Brass

**Mechanical data | Mounting data**

Mounting method	inserted, screwed, Shaking protection
-----------------	---------------------------------------

**Environmental characteristics | Climatic**

Operating temperature min.	-25 °C
Operating temperature max.	85 °C
Additional condition temperature range	depending on cable quality

**Important installation notes**

Note on strain relief	Protect the connectors by suitable measures from mechanical loads, e.g. by the usage of cable ties.
Note on bending radius	<b>Attention:</b> Observe the permissible bending radii when laying cables, as the IP protection class can be endangered by excessive bending forces.

**Installation | Cable**

wire arrangement	black W/L3/D/L-, black U/L1/C/L+, black V/L2, green-yellow
Cable identification	865
Jacket Color	orange
Type of Certificate	cURus
Amount stranding	1

Stranding	4 wires with Filler twisted
Cable shielding (type)	copper braid, tinned
Cable shielding (coverage)	80 %
Banding	Fiber tape, Fleece
Filler	yes
wire arrangement	black W/L3/D/L-, black U/L1/C/L+, black V/L2, green-yellow
Cable weight	128,7 g/m
Material jacket	PVC
Freedom from ingredients (jacket)	lead-free, CFC-free, silicone-free
Outer-diameter (jacket)	8,1 mm
Tolerance outer diameter (sheath)	± 5 %
Material wire insulation (Power)	TPM
Outer diameter wire insulation (Power)	2,4 mm
Tolerance outer diameter wire insulation (Power)	±5 %
Ingredient freeness wire insulation (Power)	lead-free, CFC-free, silicone-free
Printing colour wire insulation (Power)	white (isolation black)
Amount wires (Power)	4
Amount strands wire (Power)	30
Diameter of single wires (Power)	0,25 mm
Wire conductor cross section (Power)	1,5 mm <sup>2</sup>
Material conductor wire (Power)	Stranded copper wire, bare
Conductor type wire (Power)	Strand class 5
Max. rated voltage (conductor - conductor)	1000 V
Max. rated voltage (conductor - ground)	600 V
Current load capacity (standard)	to DIN VDE 0298-4
Current carrying capacity min. wire (Power)	14,4 A
Electrical resistance coating wire (Power)	13,7 Ω/km @20 °C
AC withstand voltage (wire - wire)	4 kV @ 60 s
Power frequency withstand voltage (wire - jacket)	4 kV @ 60 s
AC withstand voltage (wire - shield)	4 kV @ 60 s
Isolation resistance	10 MΩ × km
Electrical capacity line constant (wire - shield) (power)	250000 pF/km
Electrical capacity line constant (wire - wire) (power)	150000 pF/km
Min. operating temperature (static)	-25 °C
Max. operating temperature (fixed)	80 °C
Operating temperature min. (dynamic)	-5 °C
Operating temperature max. (dynamic)	60 °C
Flame resistance	IEC 60332-2-2   UL 1581 § 1090   UL 1581 § 1100 FT2
chemical resistance	Good, application-related testing
Gasoline resistance	Good, application-related testing
Oil resistance	Good, application-related testing   DIN EN 60811-404
Bending radius (fixed)	5 x Outer diameter
Bending radius (dynamic)	18 x Outer diameter
No. of bending cycles (C-track)	0,1 Mio. @ 25 °C
Traversing distance (C-track)	5 m @ 25 °C   horizontal
Travel speed (C-track)	0,5 m/s @ 25 °C
Torsion stress	± 30 °/m

# Mouser Electronics

Authorized Distributor

Click to View Pricing, Inventory, Delivery & Lifecycle Information:

[Murrelektronik:](#)

[7000-PS415-8650400](#)