



Plug-in socket for RT relay Socket with logic isolation screw terminal

General technical data	
display version LED	No
protection class IP	IP20
design of the switching function positively driven	No
reference code according to IEC 81346-2	U
Substance Prohibitance (Date)	05/01/2012
design of the relay operating mechanism	poled
product component plug-in socket	Yes
design of the snap-on socket base	Socket with logic isolation
Auxiliary circuit	
number of NC contacts for auxiliary contacts	0
number of NO contacts for auxiliary contacts	0
number of CO contacts for auxiliary contacts	0
Connections/ Terminals	
product function removable terminal	No
type of electrical connection	screw-type terminals
type of connectable conductor cross-sections	<ul style="list-style-type: none"> <li>solid 1x (1,0 ... 2,5), 2x 1,0, 2x 1,5, 2x 2,5</li> <li>finely stranded with core end processing 1x (1,0 ... 1,5), 2x 1,0, 2x 1,5</li> <li>for AWG cables solid 1x (18 ... 14), 2x 18, 2x 16, 2x 14</li> </ul>
connectable conductor cross-section	<ul style="list-style-type: none"> <li>solid 1 ... 2.5 mm<sup>2</sup></li> <li>finely stranded with core end processing 1 ... 1.5 mm<sup>2</sup></li> </ul>
AWG number as coded connectable conductor cross section	<ul style="list-style-type: none"> <li>solid 18 ... 14</li> </ul>
tightening torque with screw-type terminals	0.5 ... 0.7 N·m
Installation/ mounting/ dimensions	
mounting position	any
fastening method	snap-on mounting
height	77 mm
width	15.5 mm
depth	61.5 mm
required spacing	<ul style="list-style-type: none"> <li>with side-by-side mounting <ul style="list-style-type: none"> <li>forwards 0 mm</li> <li>backwards 0 mm</li> <li>upwards 0 mm</li> <li>downwards 0 mm</li> <li>at the side 0 mm</li> </ul> </li> </ul>

- for grounded parts
  - forwards 0 mm
  - backwards 0 mm
  - upwards 0 mm
  - at the side 0 mm
  - downwards 0 mm
- for live parts
  - forwards 0 mm
  - backwards 0 mm
  - upwards 0 mm
  - downwards 0 mm
  - at the side 0 mm

#### Ambient conditions

##### ambient temperature

- during operation -40 ... +70 °C
- during storage -20 ... +70 °C
- during transport -20 ... +70 °C

#### Certificates/ approvals

##### General Product Approval

##### other

[Confirmation](#)



[Confirmation](#)

#### Further information

Siemens has decided to exit the Russian market (see here).

<https://press.siemens.com/global/en/pressrelease/siemens-wind-down-russian-business>

Siemens is working on the renewal of the current EAC certificates.

Please contact your local Siemens office on the status of validity of the EAC certification if you intend to import or offer to supply these products to an EAC relevant market (other than the sanctioned EAEU member states Russia or Belarus).

Information on the packaging

<https://support.industry.siemens.com/cs/ww/en/view/109813875>

Information- and Downloadcenter (Catalogs, Brochures,...)

<https://www.siemens.com/ic10>

Industry Mall (Online ordering system)

<https://mall.industry.siemens.com/mall/en/en/Catalog/product?mlfb=LZS:RT78726>

Cax online generator

<http://support.automation.siemens.com/WW/CAXorder/default.aspx?lang=en&mlfb=LZS:RT78726>

Service&Support (Manuals, Certificates, Characteristics, FAQs,...)

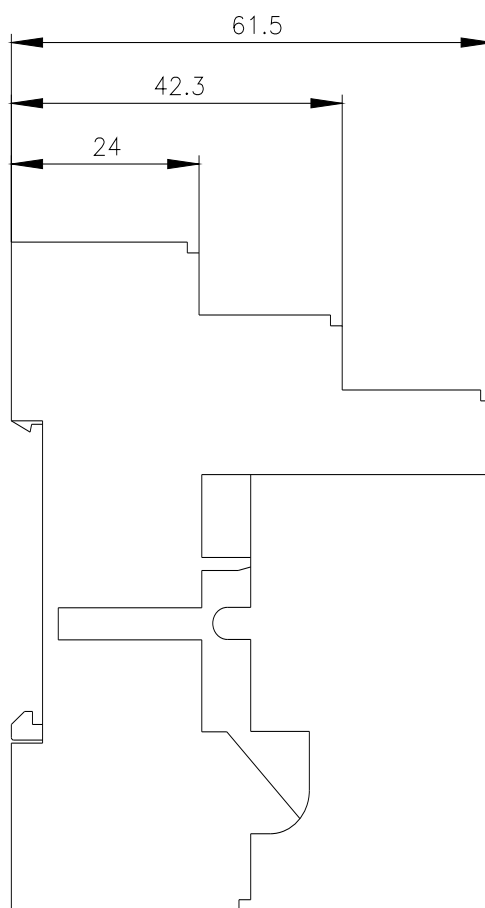
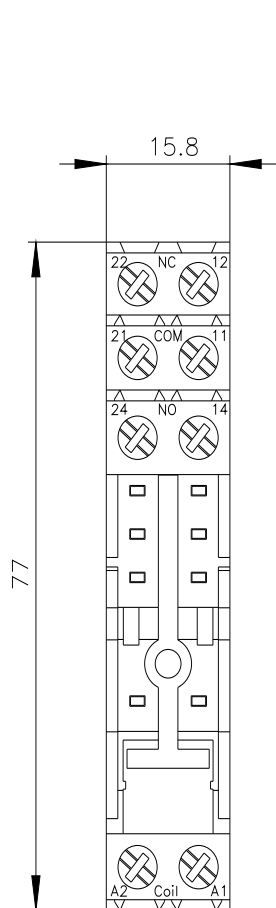
<https://support.industry.siemens.com/cs/ww/en/ps/LZS:RT78726>

Image database (product images, 2D dimension drawings, 3D models, device circuit diagrams, EPLAN macros, ...)

[http://www.automation.siemens.com/bilddb/cax\\_de.aspx?mlfb=LZS:RT78726&lang=en](http://www.automation.siemens.com/bilddb/cax_de.aspx?mlfb=LZS:RT78726&lang=en)

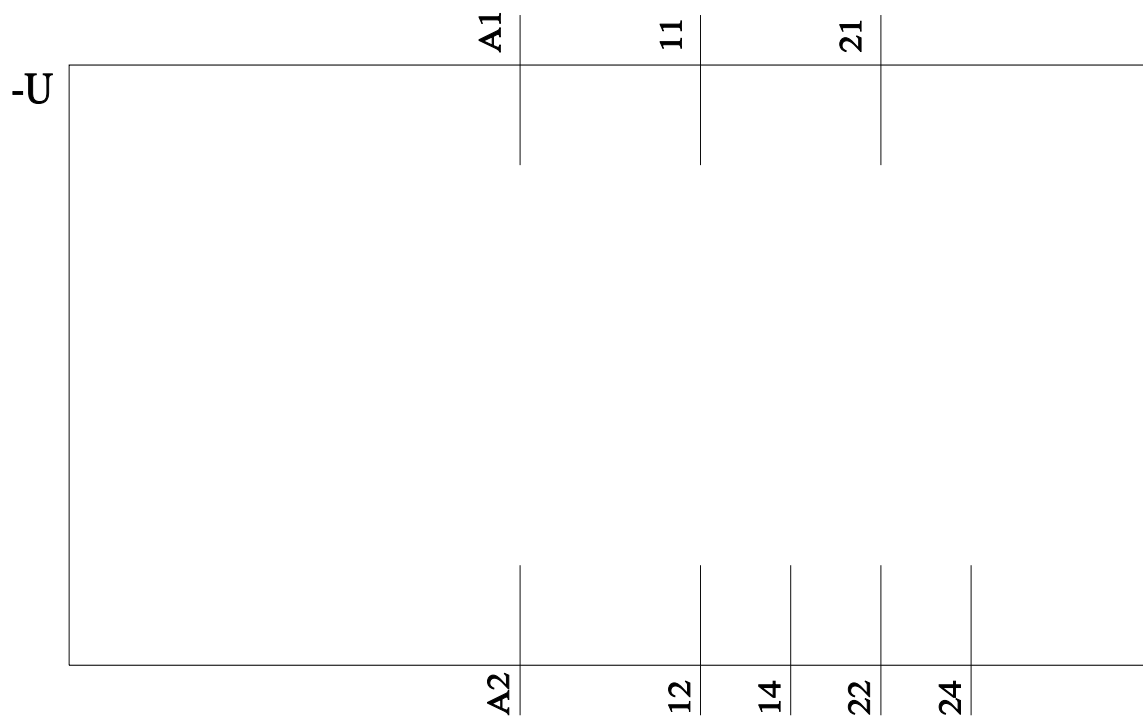
Characteristic: Derating

<https://support.industry.siemens.com/cs/ww/en/ps/LZS:RT78726/manual>





NSB0\_01763a



last modified:

12/29/2020 

# Mouser Electronics

Authorized Distributor

Click to View Pricing, Inventory, Delivery & Lifecycle Information:

Siemens:

LZS:RT78726