



SIMATIC NET, DP/AS-Interface Link advanced, Gateway PROFIBUS DP/AS-Interface with master profile M3, M4 according to AS-i specification V3.0 for integration in PROFIBUS DP, Single master with display, Degree of protection IP20

General technical data

product designation		PROFIBUS DP/AS-Interface Link
product type designation		DP/AS-i LINK Advanced (single master)
protection class IP		IP20
type of electrical connection of the AS-Interface		Screw-type connection
type of voltage supply		via AS-i or 24 V DC
supply voltage from optional external supply voltage at DC	V	24
consumed current		
• from profile conductors of the AS-Interface		
— at 30 V maximum	mA	250
— at 24 V with AS-i Power24V maximum	mA	250
power loss [W]	W	7.5
insulation voltage rated value	V	500
product feature redundancy capability		Yes
• note		in connection with Y-Link
product function suitable for AS-i Power24V		Yes
• note		from product status 4 / firmware V2.2
product function		
• web-based management		Yes
• diagnostics via email		Yes
• galvanic isolation		Yes
display version		
• as status display by LED		SF, BF, ON, APF, CER, AUP, CM
• as status indication through display		LCD display, full graphic, backlighting, 128 x 64 pixels
type of configuration of the AS-Interface		Operator display, integrated web server, STEP7, GSD, command interface

Communication/ Protocol

version of the AS-Interface specification		V 3.0
AS-Interface master profile is supported		M4 (in acc. with AS-interface specification V 3.0)
type of data transmission		PROFIBUS
number of interfaces		
• as AS-Interface		1
• according to RS 485		1
• according to Industrial Ethernet		1
• according to PROFINET		0
• according to wireless		0
• according to USB		0
• other		1
product component optical interface		No
protocol is supported		

• ASIsafe (Safety at work) protocol		No
• PROIsafe protocol		No
• PROFIBUS protocol		Yes
• PROFINET IO protocol		No
• PROFINET CBA protocol		No
• TCP/IP		Yes
• SNMP		Yes
standard for wireless communication IEEE 802.11		No

Inputs/ Outputs		
number of inputs for AS-Interface maximum		496
number of outputs for AS-Interface maximum		496
number of AS-i slaves per AS-Interface maximum		62
bus cycle time of the AS-Interface		
• for 31 slaves	ms	5
• for 62 slaves	ms	10
access to digital I/O data		via process image/peripheral addresses
access to analog I/O data		via process diagram/peripheral addresses and data record transfer

Mechanical data		
width	mm	90
height	mm	132
depth	mm	88.5
fastening method		snap-on fastening on 35 mm DIN rail
module format		IP20

Ambient conditions		
ambient temperature		
• if installed on horizontal mounting rail during operation	°C	0 ... 60
• during transport	°C	-30 ... +70
• during storage	°C	-30 ... +70
relative humidity at 25 °C during operation maximum	%	95
installation altitude at height above sea level maximum	m	3 000

Safety related data		
suitability for use safety-related function		No
explosion protection marking for intrinsic safety of related equipment		
• EEx ia		No
• EEx ib		No
explosion protection category for gas		II 3 G Ex ec IIC T4 Gc
explosion protection category for dust		none

Certificates/ approvals		
General Product Approval	EMC	For use in hazardous locations

[Confirmation](#)

[FM](#)



For use in hazardous locations	Marine / Shipping	other
---------------------------------------	--------------------------	--------------



[Confirmation](#)

Further information

Siemens has decided to exit the Russian market (see here).

<https://press.siemens.com/global/en/pressrelease/siemens-wind-down-russian-business>

Siemens is working on the renewal of the current EAC certificates.

Please contact your local Siemens office on the status of validity of the EAC certification if you intend to import or offer to supply these products to an EAC relevant market (other than the sanctioned EAEU member states Russia or Belarus).

Information on the packaging

<https://support.industry.siemens.com/cs/ww/en/view/109813875>

Information- and Downloadcenter (Catalogs, Brochures,...)

<https://www.siemens.com/ic10>

Industry Mall (Online ordering system)

<https://mall.industry.siemens.com/mall/en/en/Catalog/product?mlfb=6GK1415-2BA10>

Cax online generator

<http://support.automation.siemens.com/WW/CAXorder/default.aspx?lang=en&mlfb=6GK1415-2BA10>

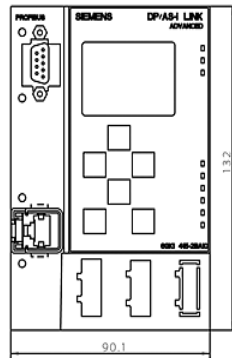
Service&Support (Manuals, Certificates, Characteristics, FAQs,...)

<https://support.industry.siemens.com/cs/ww/en/ps/6GK1415-2BA10>

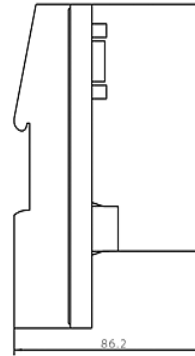
Image database (product images, 2D dimension drawings, 3D models, device circuit diagrams, EPLAN macros, ...)

http://www.automation.siemens.com/bilddb/cax_de.aspx?mlfb=6GK1415-2BA10&lang=en

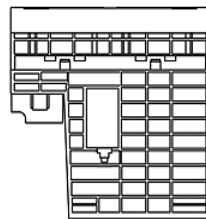
Vorne / Front



Links / Left



Oben / Top



last modified:

8/11/2023 

Mouser Electronics

Authorized Distributor

Click to View Pricing, Inventory, Delivery & Lifecycle Information:

Siemens:

6GK14152BA10