



circuit breaker 3VA6 UL frame 600 breaking capacity class C 100kA @ 480 V 3-pole, line protection ETU856, LSI, In=400A overload protection Ir=160A ...400A short-circuit protection Isd=0.6..10x In, li=1.5..12x In N conductor protection opt. w. ext. CT; up to 160% ground-fault alarm message via EFB300 or COM nut keeper kit on both sides

Model	
product brand name	SENTRON
product designation	Molded-case circuit breaker
product designation / according to UL file	CLAE
design of the product	System protection
design of the load switch / according to UL 489 / Heating, Air Conditioning, and Refrigeration circuit breaker (HACR Type)	Yes
design of the overcurrent release	ETU856
protection function of the overcurrent release	LSI-G-alarm only
number of poles	3
General technical data	
insulation voltage / rated value	800 V
operating voltage / at AC / rated value	690 V
power loss [W] / maximum	70 W
power loss [W] / for rated value of the current / at AC / in hot operating state / per pole	23.33 W
mechanical service life (operating cycles) / typical	20 000
electrical endurance (operating cycles) / at AC-1 / at 380/415 V	4 000
electrical endurance (operating cycles) / at AC-1 / at 690 V	3 500
electrical endurance (operating cycles) / at 480 V	4 000
electrical endurance (operating cycles) / at 600 V	3 500
product feature / for neutral conductors / upgradable/retrofitable / short-circuit and overload proof	Yes
ground-fault monitoring version	Summation current formation L-conductor
product function	
• communication function	Yes
• other measurement function	Yes
Net Weight	5.596 kg
Current	
marking / according to UL 489 / 100%-rated breaker	No
operational current	
• at 40 °C	400 A
• at 45 °C	400 A
• at 50 °C	400 A
• at 55 °C	400 A
• at 60 °C	400 A
• at 65 °C	400 A
• at 70 °C	400 A
Switching capacity according to IEC 60947	
switching capacity class of the circuit breaker	C
maximum short-circuit current breaking capacity (Icu)	

<ul style="list-style-type: none"> • at 240 V • at 415 V • at 690 V 	150 kA 110 kA 6 kA
operating short-circuit current breaking capacity (Ics)	
<ul style="list-style-type: none"> • at 240 V • at 415 V • at 690 V 	150 kA 110 kA 6 kA
short-circuit current making capacity (Icm)	
<ul style="list-style-type: none"> • at 240 V • at 415 V • at 690 V 	330 kA 242 kA 9 kA
Switching capacity according to UL 489	
current breaking capacity	
<ul style="list-style-type: none"> • at 240 V • at 480 V • at 600 V 	200 kA 100 kA 35 kA
Adjustable parameters	
adjustable response value setting current (I _r) / of the L-trip / with I ₂ t characteristic	
<ul style="list-style-type: none"> • minimum • maximum 	160 A 400 A
adjustable response value delay time (t _r) / for L-tripping / with I ₂ t characteristic	
<ul style="list-style-type: none"> • minimum • maximum 	0.5 s 25 s
adjustable response value setting current (I _{sd}) / of S-trip / with I ₀ t characteristic	
<ul style="list-style-type: none"> • minimum • maximum 	240 A 4 000 A
adjustable response value delay time (t _{sd}) / for S-tripping / with I ₀ t characteristic	
<ul style="list-style-type: none"> • minimum • maximum 	0.05 s 0.5 s
adjustable response value delay time (t _{sd}) / for S-tripping / with I ₂ t characteristic	
<ul style="list-style-type: none"> • minimum 	0.05 s
adjustable current response value current / for G-tripping / with standard characteristic	
<ul style="list-style-type: none"> • initial value • full-scale value 	80 A 400 A
adjustable response value delay time (t _g) / for G-tripping / with I ₀ t characteristic	
<ul style="list-style-type: none"> • minimum • maximum 	0.05 s 0.8 s
adjustable response value delay time (t _g) / for G-tripping / with I ₂ t characteristic	
<ul style="list-style-type: none"> • minimum • maximum 	0.05 s 0.8 s
adjustable setting current (I _N) / for N-tripping	
<ul style="list-style-type: none"> • minimum • maximum 	0.2 A 1.6 A
adjustable delay time / of S-trip / with I ₂ t characteristic	0.5 s
adjustable current response value current / of instantaneous short-circuit trip unit	
<ul style="list-style-type: none"> • minimum • maximum 	600 A 4 800 A
design of the N-conductor protection	adjustable OFF; 20% to 160%
product function / grounding protection	Yes
total break time / for G-tripping / with standard characteristic	
<ul style="list-style-type: none"> • initial value • full-scale value 	0.05 s 0.8 s
Mechanical Design	
product component	

• undervoltage release	No
• voltage trigger	No
• trip indicator	No
height [in]	9.76 in
height	248 mm
width [in]	5.43 in
width	138 mm
depth [in]	4.33 in
depth	110 mm
Connections	
arrangement of electrical connectors / for main current circuit	Front connection
type of electrical connection / for main current circuit	nut keeper kit on both ends
type of connectable conductor cross-sections / for flat-bar terminal connection / minimum	20 x 1 mm
type of connectable conductor cross-sections / for flat-bar terminal connection / maximum	35 x 10 mm
Auxiliary circuit	
number of CO contacts / for auxiliary contacts	0
Accessories	
product extension / optional / motor drive	Yes
Environmental conditions	
protection class IP / on the front	IP40
ambient temperature	
• during operation / minimum	-25 °C
• during operation / maximum	70 °C
• during storage / minimum	-40 °C
• during storage / maximum	80 °C
Certificates	
reference code / according to IEC 81346-2	Q
certificate of suitability / as approval for NAVAL (no combat vessels) / supplement SB	Yes
General Product Approval	EMC



[Confirmation](#)



[Miscellaneous](#)



Declaration of Conformity	Marine / Shipping	other	Dangerous Good
----------------------------------	--------------------------	--------------	-----------------------



[Miscellaneous](#)

[Confirmation](#)

[Transport Information](#)

Further information

Siemens has decided to exit the Russian market (see here).

<https://press.siemens.com/global/en/pressrelease/siemens-wind-down-russian-business>

Siemens is working on the renewal of the current EAC certificates.

Please contact your local Siemens office on the status of validity of the EAC certification if you intend to import or offer to supply these products to an EAC relevant market (other than the sanctioned EAEU member states Russia or Belarus).

Information on the packaging

<https://support.industry.siemens.com/cs/ww/en/view/109813875>

Information- and Downloadcenter (Catalogs, Brochures,...)

<http://www.siemens.com/lowvoltage/catalogs>

Industry Mall (Online ordering system)

<https://mall.industry.siemens.com/mall/en/en/Catalog/product?mlfb=3VA6440-7KT32-0AA0>

Service&Support (Manuals, Certificates, Characteristics, FAQs,...)

<https://support.industry.siemens.com/cs/ww/en/ps/3VA6440-7KT32-0AA0>

Image database (product images, 2D dimension drawings, 3D models, device circuit diagrams, ...)

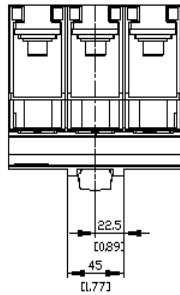
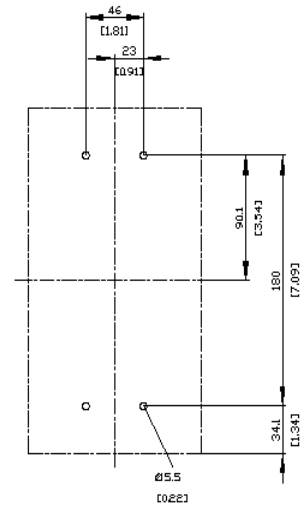
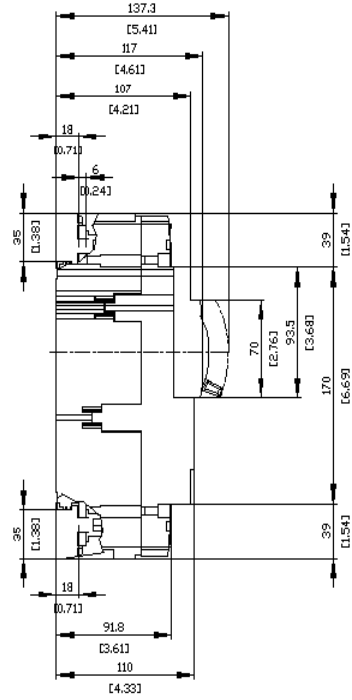
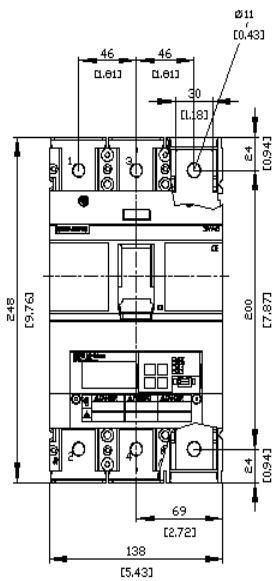
http://www.automation.siemens.com/bilddb/cax_en.aspx?mlfb=3VA6440-7KT32-0AA0

CAX-Online-Generator

<http://www.siemens.com/cax>

Tender specifications

<http://www.siemens.com/specifications>



Mouser Electronics

Authorized Distributor

Click to View Pricing, Inventory, Delivery & Lifecycle Information:

Siemens:

[3VA64407KT320AA0](#)