



Circuit breaker 3VA6 UL Frame 150 breaking capacity class C 100kA @ 480V 3-pole, Line protection ETU850, LSI, In=150A overload protection, 100% rated Ir=60A...150A Short-circuit protection Isd=0.6..10x In, li=1.5..10x In N conductor protection optionally with external CT, up to 160% without connection

Model	
product brand name	SENTRON
product designation	Molded-case circuit breaker
product designation / according to UL file	CDAE
design of the product	System protection
design of the load switch / according to UL 489 / Heating, Air Conditioning, and Refrigeration circuit breaker (HACR Type)	Yes
design of the overcurrent release	ETU850
protection function of the overcurrent release	LSI
number of poles	3
General technical data	
insulation voltage / rated value	800 V
operating voltage / at AC / rated value	690 V
power loss [W] / maximum	29 W
power loss [W] / for rated value of the current / at AC / in hot operating state / per pole	9.67 W
mechanical service life (operating cycles) / typical	25 000
electrical endurance (operating cycles) / at AC-1 / at 380/415 V	14 000
electrical endurance (operating cycles) / at AC-1 / at 690 V	9 800
electrical endurance (operating cycles) / at 480 V	14 000
electrical endurance (operating cycles) / at 600 V	9 800
product feature / for neutral conductors / upgradable/retrofitable / short-circuit and overload proof	Yes
ground-fault monitoring version	without
product function	
• communication function	Yes
• other measurement function	Yes
Net Weight	2.3 kg
Current	
marking / according to UL 489 / 100%-rated breaker	Yes
operational current	
• at 40 °C	150 A
• at 45 °C	150 A
• at 50 °C	150 A
• at 55 °C	143 A
• at 60 °C	135 A
• at 65 °C	128 A
• at 70 °C	120 A
Switching capacity according to IEC 60947	
switching capacity class of the circuit breaker	C
maximum short-circuit current breaking capacity (Icu)	

<ul style="list-style-type: none"> • at 240 V • at 415 V • at 690 V 	150 kA
	110 kA
	2.5 kA
operating short-circuit current breaking capacity (Ics)	
<ul style="list-style-type: none"> • at 240 V • at 415 V • at 690 V 	150 kA
	110 kA
	2.5 kA
short-circuit current making capacity (Icm)	
<ul style="list-style-type: none"> • at 240 V • at 415 V • at 690 V 	330 kA
	242 kA
	3.8 kA

Switching capacity according to UL 489

current breaking capacity	
<ul style="list-style-type: none"> • at 240 V • at 480 V • at 600 V 	200 kA
	100 kA
	35 kA

Adjustable parameters

adjustable response value setting current (I _r) / of the L-trip / with I ₂ t characteristic	
<ul style="list-style-type: none"> • minimum • maximum 	60 A
	150 A
adjustable response value delay time (t _r) / for L-tripping / with I ₂ t characteristic	
<ul style="list-style-type: none"> • minimum • maximum 	0.5 s
	20 s
adjustable response value setting current (I _{sd}) / of S-trip / with I ₀ t characteristic	
<ul style="list-style-type: none"> • minimum • maximum 	90 A
	1 500 A
adjustable response value setting current (I _{sd}) / of S-trip / with I ₂ t characteristic	
<ul style="list-style-type: none"> • minimum • maximum 	90 A
	1 500 A
adjustable response value delay time (t _{sd}) / for S-tripping / with I ₀ t characteristic	
<ul style="list-style-type: none"> • minimum • maximum 	0.05 s
	0.5 s
adjustable response value delay time (t _{sd}) / for S-tripping / with I ₂ t characteristic	
<ul style="list-style-type: none"> • minimum • maximum 	0.05 s
	0.5 s
adjustable response value setting current (I _i) / for I-tripping	
<ul style="list-style-type: none"> • minimum • maximum 	225 A
	1 500 A
adjustable setting current (I _n) / for N-tripping	
<ul style="list-style-type: none"> • minimum • maximum 	0 A
	0 A
adjustable delay time / of S-trip / with I ₂ t characteristic	0.5 s
adjustable current response value current / of instantaneous short-circuit trip unit	
<ul style="list-style-type: none"> • minimum • maximum 	225 A
	1 500 A
design of the N-conductor protection	adjustable OFF; 20% to 160%
product function / grounding protection	No

Mechanical Design

product component	
<ul style="list-style-type: none"> • undervoltage release • voltage trigger • trip indicator 	No
	No
	No
height [in]	7.8 in
height	198 mm
width [in]	4.13 in
width	105 mm

depth [in]	3.39 in
depth	86 mm
Connections	
arrangement of electrical connectors / for main current circuit	Without connection
type of electrical connection / for main current circuit	Without
Auxiliary circuit	
number of CO contacts / for auxiliary contacts	0
Accessories	
product extension / optional / motor drive	Yes
Environmental conditions	
protection class IP / on the front	IP40
ambient temperature	
• during operation / minimum	-25 °C
• during operation / maximum	70 °C
• during storage / minimum	-40 °C
• during storage / maximum	80 °C
Certificates	
reference code / according to IEC 81346-2	Q
certificate of suitability / as approval for NAVAL (no combat vessels) / supplement SB	Yes
General Product Approval	



[Confirmation](#)



[Miscellaneous](#)



EMC	Declaration of Conformity	Marine / Shipping	other
RCM	UKCA	EG-Konf.	ABS
			Miscellaneous
other	Dangerous Good		

[Confirmation](#)

[Miscellaneous](#)

[Transport Information](#)

Further information

Siemens has decided to exit the Russian market (see here).

<https://press.siemens.com/global/en/pressrelease/siemens-wind-down-russian-business>

Siemens is working on the renewal of the current EAC certificates.

Please contact your local Siemens office on the status of validity of the EAC certification if you intend to import or offer to supply these products to an EAC relevant market (other than the sanctioned EAEU member states Russia or Belarus).

Information on the packaging

<https://support.industry.siemens.com/cs/ww/en/view/109813875>

Information- and Downloadcenter (Catalogs, Brochures,...)

<http://www.siemens.com/lowvoltage/catalogs>

Industry Mall (Online ordering system)

<https://mall.industry.siemens.com/mall/en/en/Catalog/product?mlfb=3VA6115-7KP31-2AA0>

Service&Support (Manuals, Certificates, Characteristics, FAQs,...)

<https://support.industry.siemens.com/cs/ww/en/ps/3VA6115-7KP31-2AA0>

Image database (product images, 2D dimension drawings, 3D models, device circuit diagrams, ...)

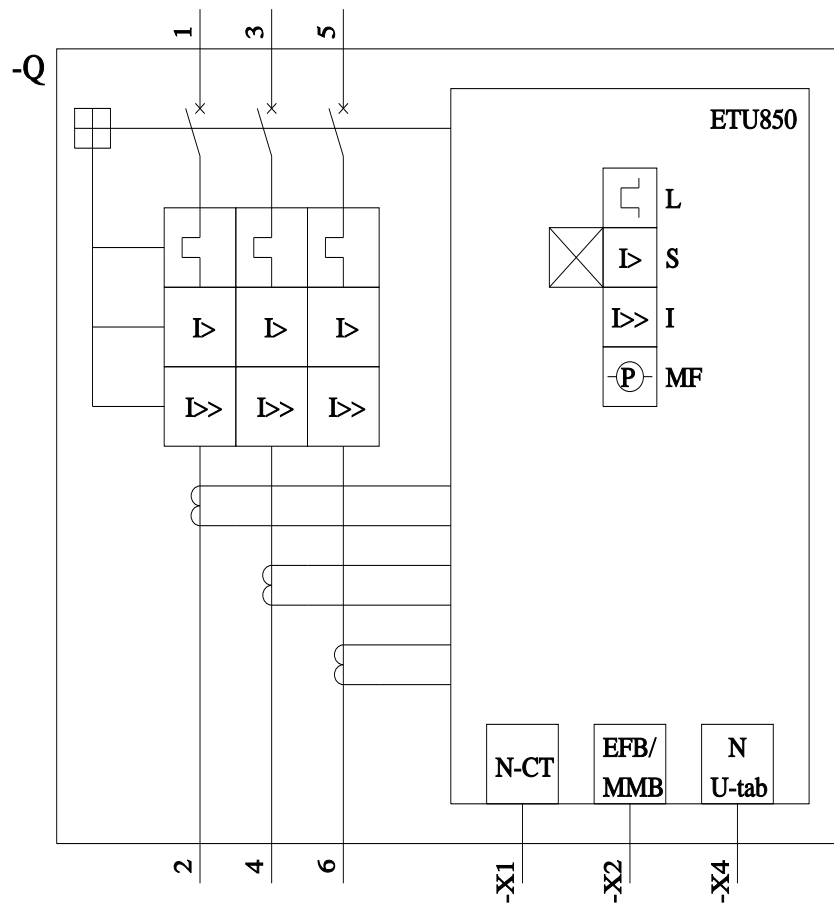
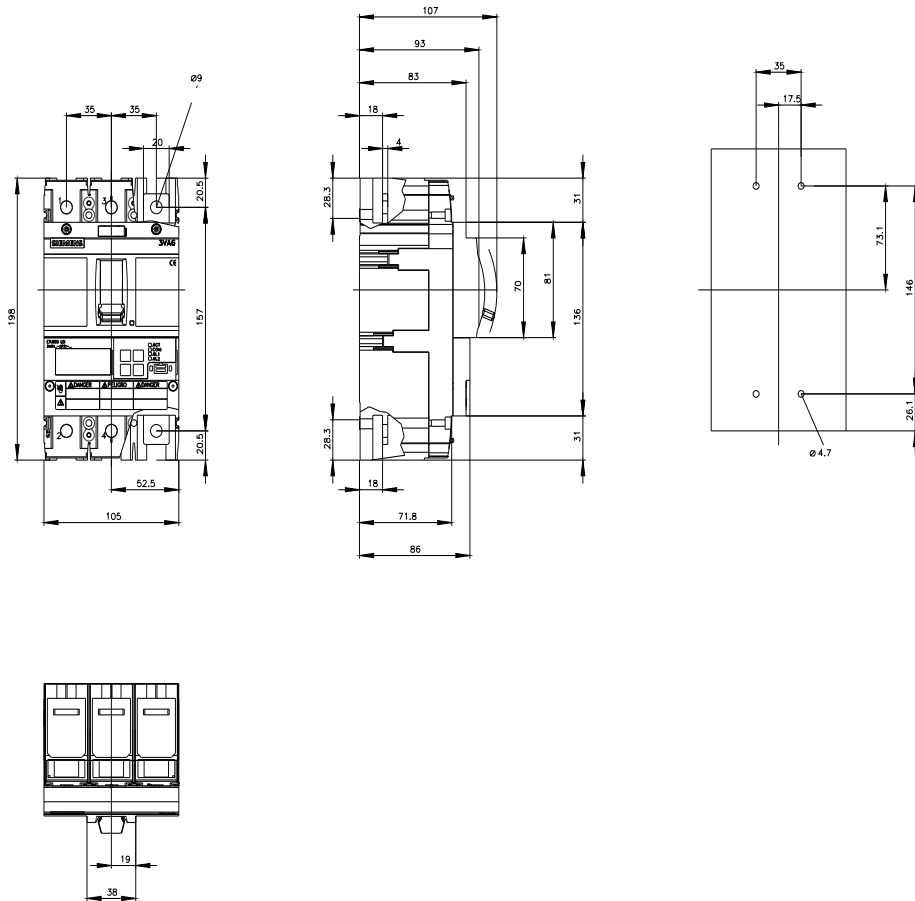
http://www.automation.siemens.com/bilddb/cax_en.aspx?mlfb=3VA6115-7KP31-2AA0

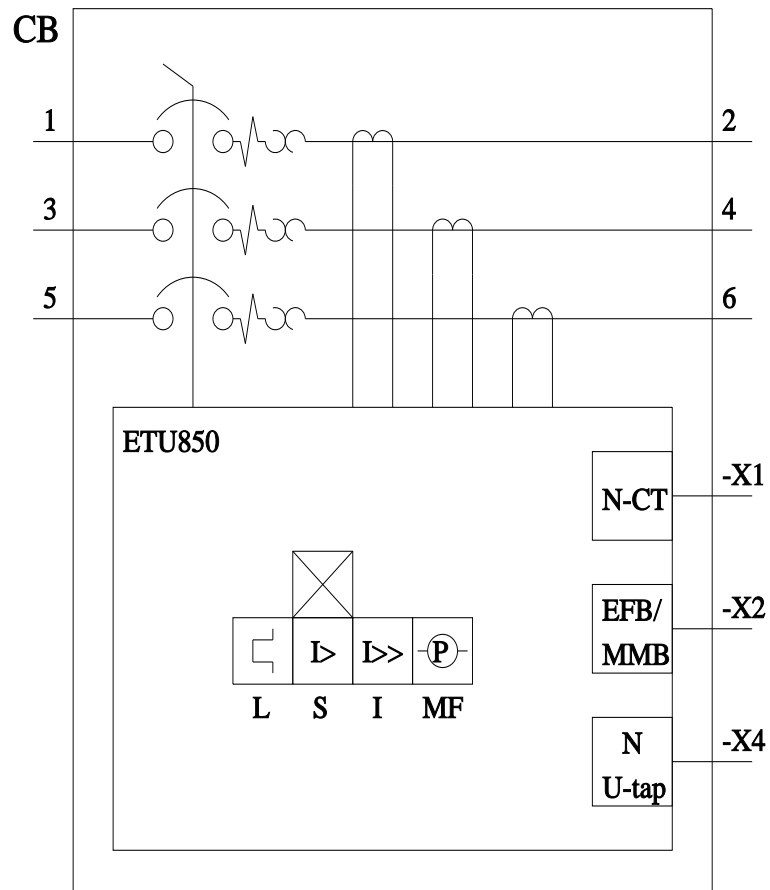
CAX-Online-Generator

<http://www.siemens.com/cax>

Tender specifications

<http://www.siemens.com/specifications>





last modified:

8/14/2023

Mouser Electronics

Authorized Distributor

Click to View Pricing, Inventory, Delivery & Lifecycle Information:

Siemens:

[3VA61157KP312AA0](#)