



MOLDED CASE SWITCH 3VA5 UL FRAME 400 MAX SHORT CIRCUIT CURR. RATING 100kA @ 480 V 3POLE, LINE PROTECTION MCS110,  $I_n=400A$  WITHOUT OVERLOAD PROTECTION SELF PROTECTION  $I_i=10 \times I_n$  ALLUG LINE AND LOAD SIDE

| Model  |                             |
|--|-----------------------------|
| product brand name   | SENTRON                     |
| product designation  | Molded-case circuit breaker |
| product designation / according to UL file   | CJAS                        |
| design of the product  | Molded case switch          |
| design of the load switch / according to UL 489 / Heating, Air Conditioning, and Refrigeration circuit breaker (HACR Type) | Yes                         |
| design of the load switch / according to UL 489 / High-Intensity-Discharge circuit breaker (HID Type)                      | No                          |
| design of the load switch / according to UL 489 / Switching Duty circuit breaker (SWD Type)                                | No                          |
| design of the overcurrent release  | MCS110                      |
| protection function of the overcurrent release   | I                           |
| number of poles  | 3                           |
| General technical data   |                             |
| insulation voltage / rated value   | 800 V                       |
| operating voltage / at DC / rated value  | 500 V                       |
| operating voltage / at AC / rated value  | 690 V                       |
| power loss [W] / maximum   | 120 W                       |
| power loss [W] / for rated value of the current / at AC / in hot operating state / per pole                                | 40 W                        |
| mechanical service life (operating cycles) / typical   | 20 000                      |
| electrical endurance (operating cycles) / at AC-1 / at 380/415 V   | 6 000                       |
| electrical endurance (operating cycles) / at AC-1 / at 690 V   | 3 000                       |
| electrical endurance (operating cycles) / at 480 V   | 6 000                       |
| electrical endurance (operating cycles) / at 600 V   | 3 000                       |
| product feature / for neutral conductors / upgradable/retrofitable / short-circuit and overload proof                      | No                          |
| product function   |                             |
| • communication function   | No                          |
| • other measurement function   | No                          |
| Net Weight   | 5.896 kg                    |
| Current  |                             |
| marking / according to UL 489 / 100%-rated breaker   | No                          |
| operational current  |                             |
| • at 40 °C   | 400 A                       |
| • at 45 °C   | 400 A                       |
| • at 50 °C   | 400 A                       |
| • at 55 °C   | 400 A                       |
| • at 60 °C   | 400 A                       |
| • at 65 °C   | 400 A                       |
| • at 70 °C   | 400 A                       |

| Switching capacity according to IEC 60947   |  |
|---|--|
| design of short-circuit protection  | For switching power values in DC networks, see the 3VA molded case circuit breaker device manual; link to be found under Service & Support in the last chapter |
| Adjustable parameters   |  |
| adjustable response value setting current (I <sub>i</sub> ) / for I-tripping              |  |
| • minimum   | 6 000 A  |
| • maximum   | 6 000 A  |
| adjustable setting current (I <sub>n</sub> ) / for N-tripping                             |  |
| • minimum   | 0 A  |
| • maximum   | 0 A  |
| product function / grounding protection   | No   |
| Mechanical Design   |  |
| product component   |  |
| • undervoltage release  | No   |
| • voltage trigger   | No   |
| • trip indicator  | No   |
| height [in]   | 9.76 in  |
| height  | 248 mm   |
| width [in]  | 5.43 in  |
| type of connectable conductor cross-sections / of the round conductor terminal / stranded | 1 x (1 AWG - 600 kcmil)  |
| width   | 138 mm   |
| depth [in]  | 4.33 in  |
| depth   | 110 mm   |
| Connections   |  |
| arrangement of electrical connectors / for main current circuit                           | Front connection   |
| type of electrical connection / for main current circuit                                  | circular conductor terminal on both sides  |
| Auxiliary circuit   |  |
| number of CO contacts / for auxiliary contacts  | 0  |
| Accessories   |  |
| product extension / optional / motor drive  | Yes  |
| Environmental conditions  |  |
| protection class IP / on the front  | IP40   |
| ambient temperature   |  |
| • during operation / minimum  | -25 °C   |
| • during operation / maximum  | 70 °C  |
| • during storage / minimum  | -40 °C   |
| • during storage / maximum  | 80 °C  |
| Certificates  |  |
| reference code / according to IEC 81346-2   | Q  |
| certificate of suitability / as approval for NAVAL (no combat vessels) / supplement SB    | No   |
| General Product Approval  |  |
| EMC   |  |



[Confirmation](#)



[Miscellaneous](#)



Marine / Shipping

other



[Confirmation](#)

[Miscellaneous](#)

#### Further information

Siemens has decided to exit the Russian market (see here).

<https://press.siemens.com/global/en/pressrelease/siemens-wind-down-russian-business>

Siemens is working on the renewal of the current EAC certificates.

Please contact your local Siemens office on the status of validity of the EAC certification if you intend to import or offer to supply these products to an

EAC relevant market (other than the sanctioned EAEU member states Russia or Belarus).

**Information on the packaging**

<https://support.industry.siemens.com/cs/ww/en/view/109813875>

**Information- and Downloadcenter (Catalogs, Brochures,...)**

<http://www.siemens.com/lowvoltage/catalogs>

**Industry Mall (Online ordering system)**

<https://mall.industry.siemens.com/mall/en/en/Catalog/product?mlfb=3VA5340-1BB36-0AA0>

**Service&Support (Manuals, Certificates, Characteristics, FAQs,...)**

<https://support.industry.siemens.com/cs/ww/en/ps/3VA5340-1BB36-0AA0>

**Image database (product images, 2D dimension drawings, 3D models, device circuit diagrams, ...)**

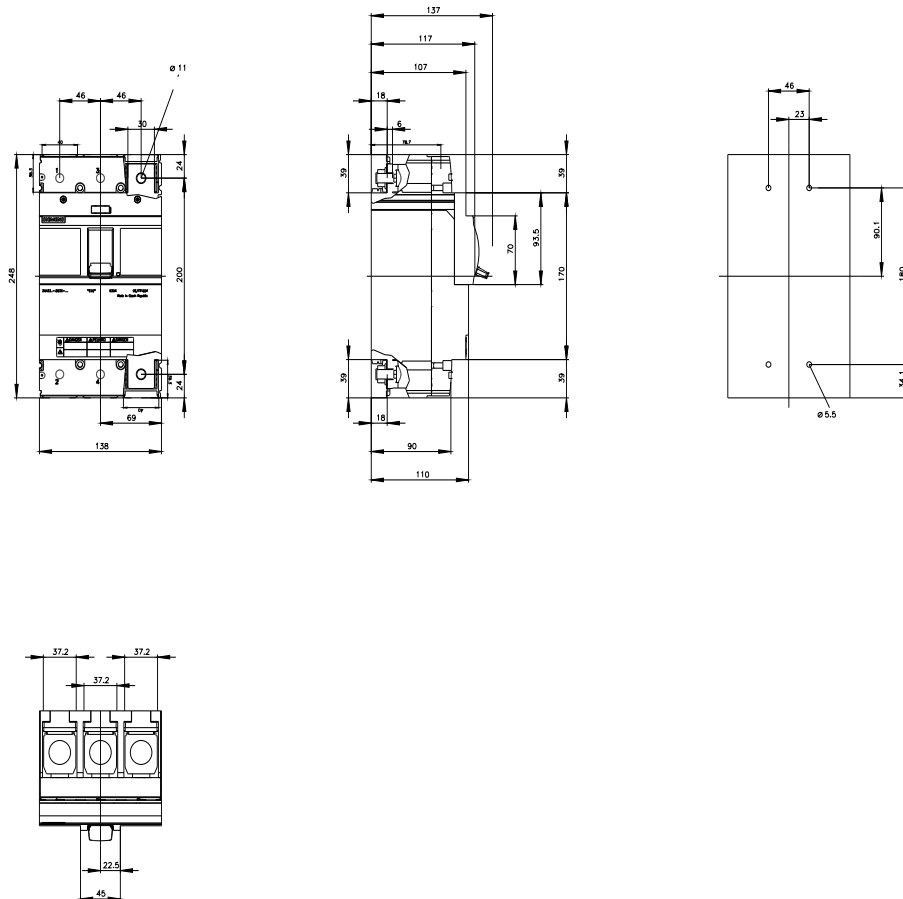
[http://www.automation.siemens.com/bilddb/cax\\_en.aspx?mlfb=3VA5340-1BB36-0AA0](http://www.automation.siemens.com/bilddb/cax_en.aspx?mlfb=3VA5340-1BB36-0AA0)

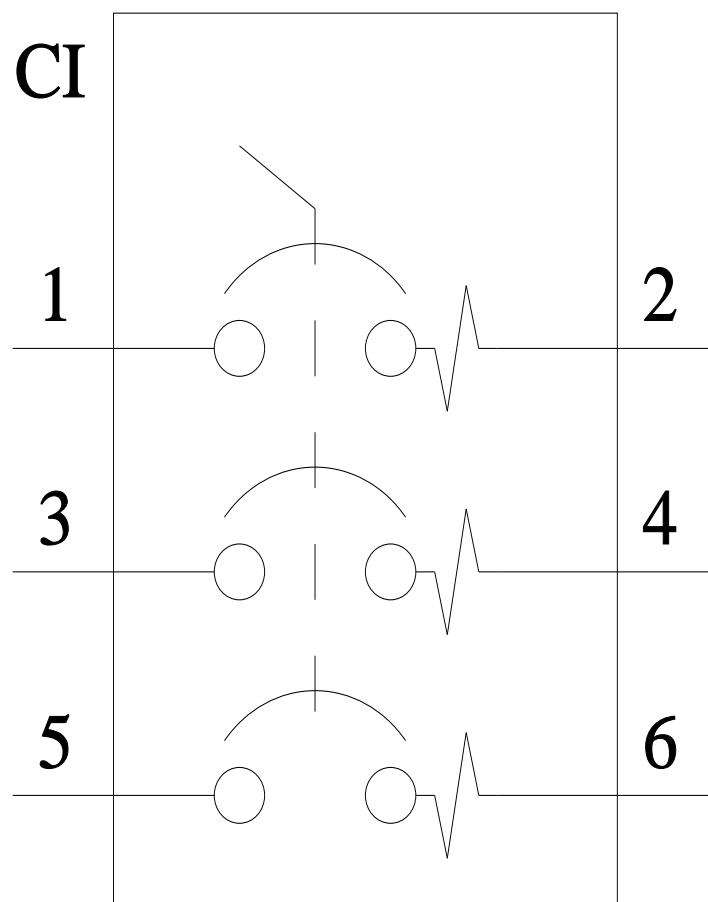
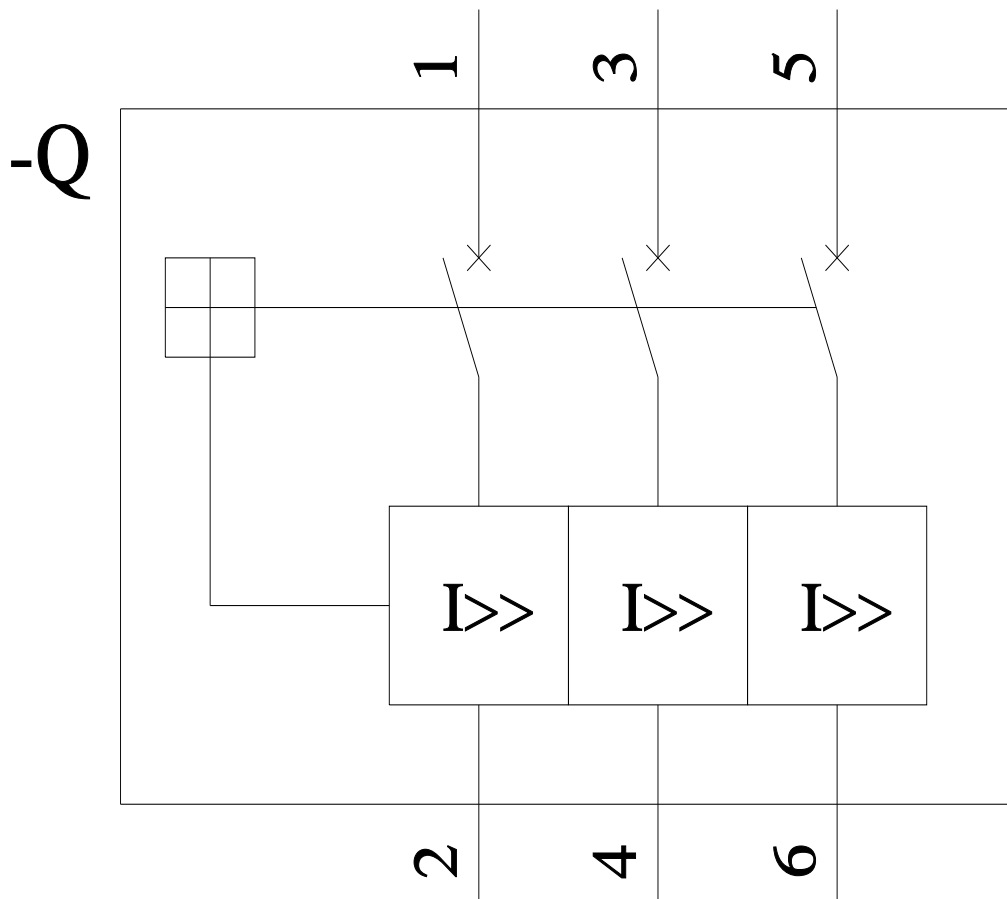
**CAX-Online-Generator**

<http://www.siemens.com/cax>

**Tender specifications**

<http://www.siemens.com/specifications>







# Mouser Electronics

Authorized Distributor

Click to View Pricing, Inventory, Delivery & Lifecycle Information:

Siemens:

[3VA53401BB360AA0](#)