



CIRCUIT BREAKER 3VA5 UL FRAME 400 BREAKING CAPACITY CLASS C  
100kA @ 480 V 2POLE, LINE PROTECTION TM230, FTAM, In=225A  
OVERLOAD PROTECTION IR=225A FIXED SHORT CIRCUIT PROTECTION  
II=5...10 X IN W/O CONNECTION

Model	
product brand name	SENTRON
product designation	Molded-case circuit breaker
product designation / according to UL file	CJAS
design of the product	System protection
design of the load switch / according to UL 489 / Heating, Air Conditioning, and Refrigeration circuit breaker (HACR Type)	Yes
design of the load switch / according to UL 489 / High-Intensity-Discharge circuit breaker (HID Type)	No
design of the load switch / according to UL 489 / Switching Duty circuit breaker (SWD Type)	No
design of the overcurrent release	TM230
protection function of the overcurrent release	LI
number of poles	2
General technical data	
insulation voltage / rated value	800 V
operating voltage / at DC / rated value	250 V
operating voltage / at AC / rated value	690 V
power loss [W] / maximum	32 W
power loss [W] / for rated value of the current / at AC / in hot operating state / per pole	15.85 W
mechanical service life (operating cycles) / typical	20 000
electrical endurance (operating cycles) / at AC-1 / at 380/415 V	6 000
electrical endurance (operating cycles) / at AC-1 / at 690 V	3 000
electrical endurance (operating cycles) / at 480 V	6 000
electrical endurance (operating cycles) / at 600 V	3 000
product feature / for neutral conductors / upgradable/retrofitable / short-circuit and overload proof	No
product function	
• communication function	No
• other measurement function	No
Net Weight	4.95 kg
Current	
marking / according to UL 489 / 100%-rated breaker	No
operational current	
• at 40 °C	225 A
• at 45 °C	220 A
• at 50 °C	216 A
• at 55 °C	211 A
• at 60 °C	206 A
• at 65 °C	201 A
• at 70 °C	197 A

**Switching capacity according to IEC 60947**

switching capacity class of the circuit breaker	C
maximum short-circuit current breaking capacity (I <sub>cu</sub> ) <ul style="list-style-type: none"><li>• at 240 V</li><li>• at 415 V</li><li>• at 690 V</li></ul>	200 kA 110 kA 10 kA
operating short-circuit current breaking capacity (I <sub>cs</sub> ) <ul style="list-style-type: none"><li>• at 240 V</li><li>• at 415 V</li><li>• at 690 V</li></ul>	200 kA 110 kA 6 kA
short-circuit current making capacity (I <sub>cm</sub> ) <ul style="list-style-type: none"><li>• at 240 V</li><li>• at 415 V</li><li>• at 690 V</li></ul>	440 kA 242 kA 17 kA
design of short-circuit protection	For switching power values in DC networks, see the 3VA molded case circuit breaker device manual; link to be found under Service & Support in the last chapter

**Switching capacity according to UL 489**

current breaking capacity <ul style="list-style-type: none"><li>• at 240 V</li><li>• at 480 V</li><li>• at 600 V</li></ul>	200 kA 100 kA 35 kA
--	---------------------------

**Adjustable parameters**

adjustable response value setting current (I <sub>r</sub> ) / of the L-trip / with I <sub>2t</sub> characteristic <ul style="list-style-type: none"><li>• minimum</li><li>• maximum</li></ul>	225 A 225 A
adjustable response value delay time (t <sub>r</sub> ) / for L-tripping / with I <sub>2t</sub> characteristic <ul style="list-style-type: none"><li>• minimum</li><li>• maximum</li></ul>	1 s 1 s
adjustable response value setting current (I <sub>i</sub> ) / for I-tripping <ul style="list-style-type: none"><li>• minimum</li><li>• maximum</li></ul>	1 125 A 2 250 A
adjustable setting current (I <sub>nN</sub> ) / for N-tripping <ul style="list-style-type: none"><li>• minimum</li><li>• maximum</li></ul>	0 A 0 A
adjustable current response value current / of the current-dependent overload release	225 ... 225 A
product function / grounding protection	No

**Mechanical Design**

product component <ul style="list-style-type: none"><li>• undervoltage release</li><li>• voltage trigger</li><li>• trip indicator</li></ul>	No No No
height [in]	9.76 in
height	248 mm
width [in]	5.43 in
width	138 mm
depth [in]	4.33 in
depth	110 mm

**Connections**

arrangement of electrical connectors / for main current circuit	Without connection
type of electrical connection / for main current circuit	Without

**Auxiliary circuit**

number of CO contacts / for auxiliary contacts	0
--	---

**Accessories**

product extension / optional / motor drive	Yes
--	-----

**Environmental conditions**

protection class IP / on the front	IP40
ambient temperature <ul style="list-style-type: none"><li>• during operation / minimum</li></ul>	-25 °C

- during operation / maximum 70 °C
- during storage / minimum -40 °C
- during storage / maximum 80 °C

#### Certificates

reference code / according to IEC 81346-2	Q
certificate of suitability / as approval for NAVAL (no combat vessels) / supplement SB	No

#### General Product Approval

[Confirmation](#)



[Miscellaneous](#)

General Product Approval	EMC	Declaration of Conformity	Marine / Shipping

other

[Miscellaneous](#)

[Confirmation](#)

[Miscellaneous](#)

#### Further information

Siemens has decided to exit the Russian market (see here).

<https://press.siemens.com/global/en/pressrelease/siemens-wind-down-russian-business>

Siemens is working on the renewal of the current EAC certificates.

Please contact your local Siemens office on the status of validity of the EAC certification if you intend to import or offer to supply these products to an EAC relevant market (other than the sanctioned EAEU member states Russia or Belarus).

Information on the packaging

<https://support.industry.siemens.com/cs/ww/en/view/109813875>

Information- and Downloadcenter (Catalogs, Brochures,...)

<http://www.siemens.com/lowvoltage/catalogs>

Industry Mall (Online ordering system)

<https://mall.industry.siemens.com/mall/en/en/Catalog/product?mlfb=3VA5322-7EC61-0AA0>

Service&Support (Manuals, Certificates, Characteristics, FAQs,...)

<https://support.industry.siemens.com/cs/ww/en/ps/3VA5322-7EC61-0AA0>

Image database (product images, 2D dimension drawings, 3D models, device circuit diagrams, ...)

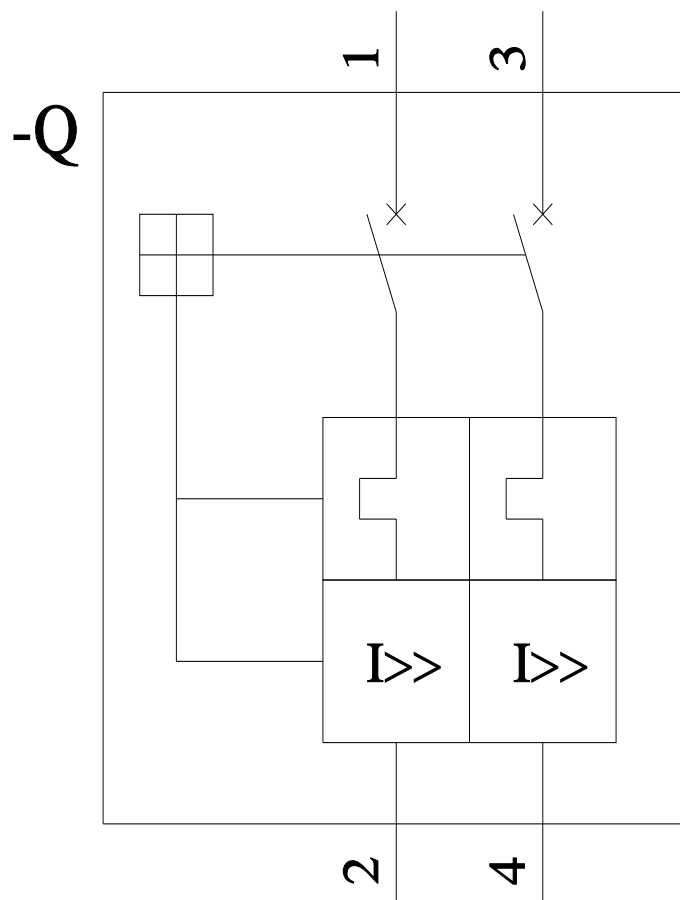
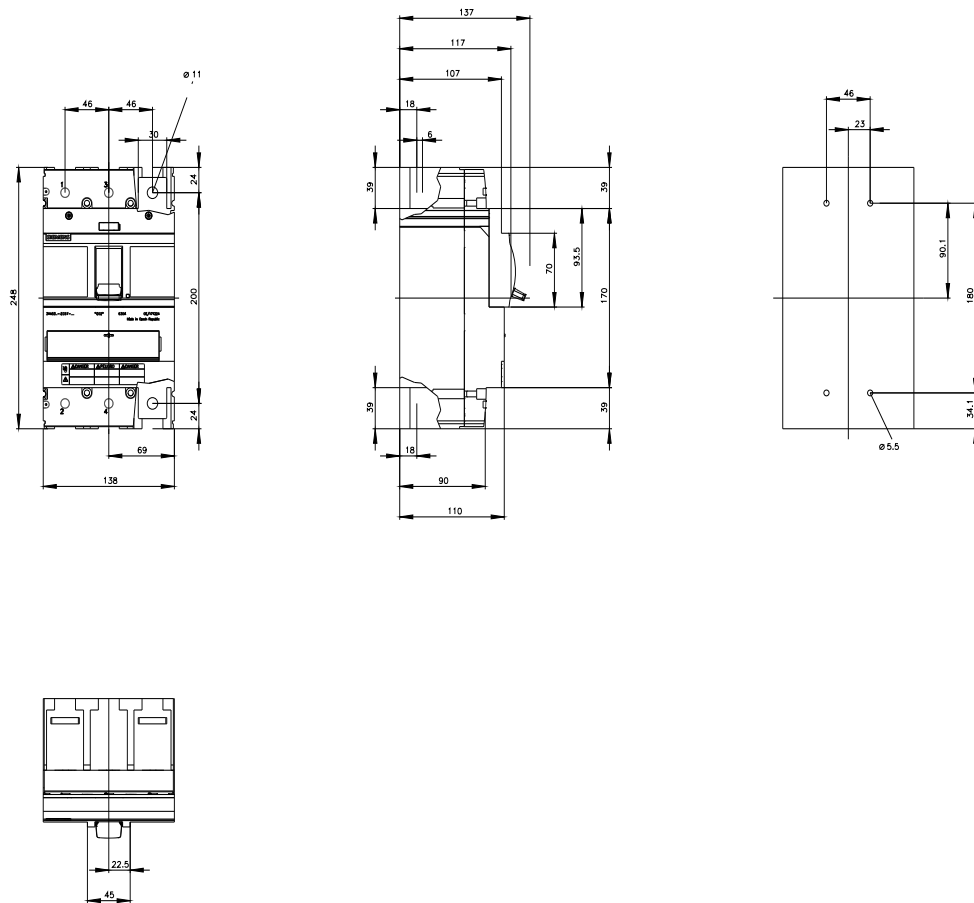
[http://www.automation.siemens.com/bilddb/cax\\_en.aspx?mlfb=3VA5322-7EC61-0AA0](http://www.automation.siemens.com/bilddb/cax_en.aspx?mlfb=3VA5322-7EC61-0AA0)

CAX-Online-Generator

<http://www.siemens.com/cax>

Tender specifications


<http://www.siemens.com/specifications>



CB



last modified:

6/16/2022 



# Mouser Electronics

Authorized Distributor

Click to View Pricing, Inventory, Delivery & Lifecycle Information:

Siemens:

[3VA53227EC610AA0](#)