



CIRCUIT BREAKER 3VA5 UL FRAME 400 BREAKING CAPACITY CLASS C
100kA @ 480 V 4POLE, LINE PROTECTION TM230, FTAM, In=200A
OVERLOAD PROTECTION IR=200A FIXED SHORT CIRCUIT PROTECTION
II=5...10 X IN NEUTRAL PROTECTION 100% W/O CONNECTION

Model	
product brand name	SETRON
product designation	Molded-case circuit breaker
product designation / according to UL file	CJAS
design of the product	System protection
design of the load switch / according to UL 489 / Heating, Air Conditioning, and Refrigeration circuit breaker (HACR Type)	Yes
design of the load switch / according to UL 489 / High-Intensity-Discharge circuit breaker (HID Type)	No
design of the load switch / according to UL 489 / Switching Duty circuit breaker (SWD Type)	No
design of the overcurrent release	TM230
protection function of the overcurrent release	LI
number of poles	4
General technical data	
insulation voltage / rated value	800 V
operating voltage / at DC / rated value	600 V
operating voltage / at AC / rated value	690 V
power loss [W] / maximum	38 W
power loss [W] / for rated value of the current / at AC / in hot operating state / per pole	12.5 W
mechanical service life (operating cycles) / typical	20 000
electrical endurance (operating cycles) / at AC-1 / at 380/415 V	6 000
electrical endurance (operating cycles) / at AC-1 / at 690 V	3 000
electrical endurance (operating cycles) / at 480 V	6 000
electrical endurance (operating cycles) / at 600 V	3 000
product feature / for neutral conductors / upgradable/retrofitable / short-circuit and overload proof	No
product function	
• communication function	No
• other measurement function	No
Net Weight	6.82 kg
Current	
marking / according to UL 489 / 100%-rated breaker	No
operational current	
• at 40 °C	200 A
• at 45 °C	196 A
• at 50 °C	192 A
• at 55 °C	188 A
• at 60 °C	184 A
• at 65 °C	180 A
• at 70 °C	176 A

Switching capacity according to IEC 60947

switching capacity class of the circuit breaker	C
maximum short-circuit current breaking capacity (I _{cu}) <ul style="list-style-type: none">• at 240 V• at 415 V• at 690 V	200 kA 110 kA 10 kA
operating short-circuit current breaking capacity (I _{cs}) <ul style="list-style-type: none">• at 240 V• at 415 V• at 690 V	200 kA 110 kA 6 kA
short-circuit current making capacity (I _{cm}) <ul style="list-style-type: none">• at 240 V• at 415 V• at 690 V	440 kA 242 kA 17 kA
design of short-circuit protection	For switching power values in DC networks, see the 3VA molded case circuit breaker device manual; link to be found under Service & Support in the last chapter

Switching capacity according to UL 489

current breaking capacity <ul style="list-style-type: none">• at 240 V• at 480 V• at 600 V	200 kA 100 kA 35 kA
--	---------------------------

Adjustable parameters

adjustable response value setting current (I _r) / of the L-trip / with I _{2t} characteristic <ul style="list-style-type: none">• minimum• maximum	250 A 250 A
adjustable response value delay time (t _r) / for L-tripping / with I _{2t} characteristic <ul style="list-style-type: none">• minimum• maximum	1 s 1 s
adjustable response value setting current (I _i) / for I-tripping <ul style="list-style-type: none">• minimum• maximum	1 250 A 2 500 A
adjustable setting current (I _{nN}) / for N-tripping <ul style="list-style-type: none">• minimum• maximum	250 A 250 A
adjustable current response value current / of the current-dependent overload release	200 ... 200 A
design of the N-conductor protection	100%
product function / grounding protection	No

Mechanical Design

product component <ul style="list-style-type: none">• undervoltage release• voltage trigger• trip indicator	No No No
height [in]	9.76 in
height	248 mm
width [in]	7.24 in
width	184 mm
depth [in]	4.33 in
depth	110 mm

Connections

arrangement of electrical connectors / for main current circuit	Without connection
type of electrical connection / for main current circuit	Without

Auxiliary circuit

number of CO contacts / for auxiliary contacts	0
--	---

Accessories

product extension / optional / motor drive	Yes
--	-----

Environmental conditions

protection class IP / on the front	IP40
ambient temperature	

- during operation / minimum -25 °C
- during operation / maximum 70 °C
- during storage / minimum -40 °C
- during storage / maximum 80 °C

Certificates

reference code / according to IEC 81346-2	Q
certificate of suitability / as approval for NAVAL (no combat vessels) / supplement SB	No

General Product Approval

[Confirmation](#)



[Miscellaneous](#)

General Product Approval	EMC	Declaration of Conformity	Marine / Shipping
--------------------------	-----	---------------------------	-------------------



other

[Miscellaneous](#)

[Confirmation](#)

[Miscellaneous](#)

Further information

Siemens has decided to exit the Russian market (see here).

<https://press.siemens.com/global/en/pressrelease/siemens-wind-down-russian-business>

Siemens is working on the renewal of the current EAC certificates.

Please contact your local Siemens office on the status of validity of the EAC certification if you intend to import or offer to supply these products to an EAC relevant market (other than the sanctioned EAEU member states Russia or Belarus).

Information on the packaging

<https://support.industry.siemens.com/cs/ww/en/view/109813875>

Information- and Downloadcenter (Catalogs, Brochures,...)

<http://www.siemens.com/lowvoltage/catalogs>

Industry Mall (Online ordering system)

<https://mall.industry.siemens.com/mall/en/en/Catalog/product?mlfb=3VA5320-7GC41-0AA0>

Service&Support (Manuals, Certificates, Characteristics, FAQs,...)

<https://support.industry.siemens.com/cs/ww/en/ps/3VA5320-7GC41-0AA0>

Image database (product images, 2D dimension drawings, 3D models, device circuit diagrams, ...)

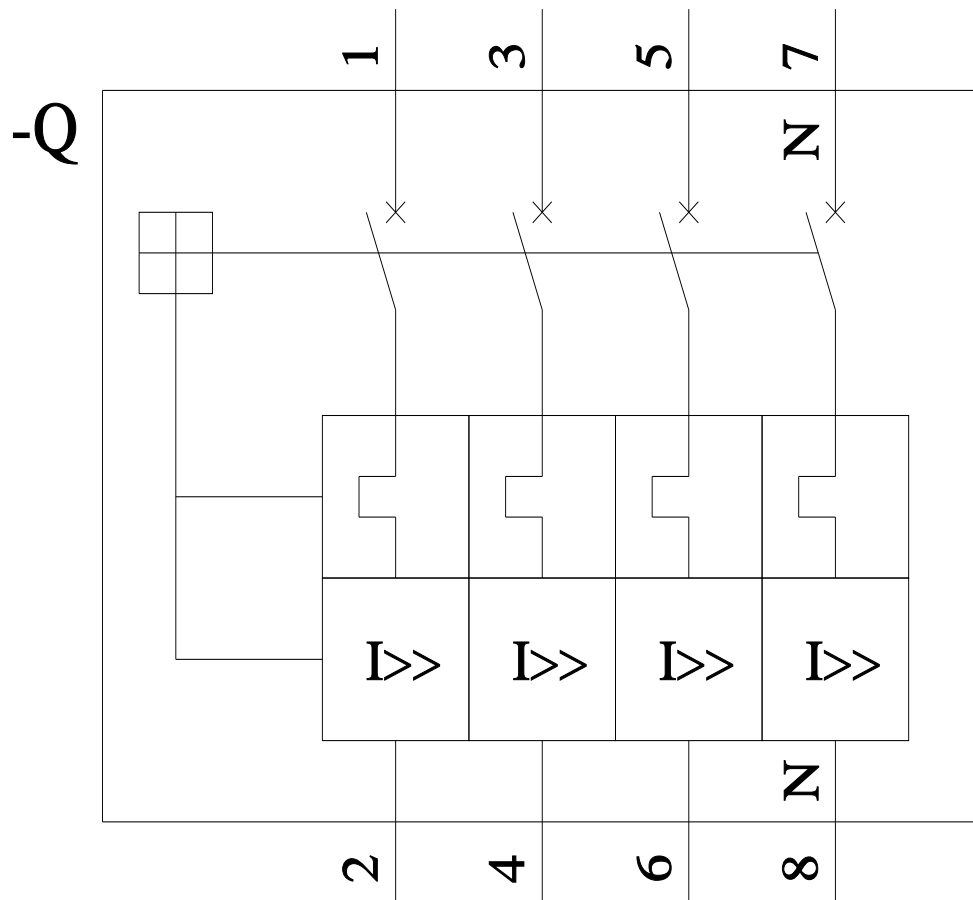
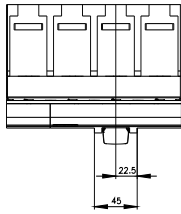
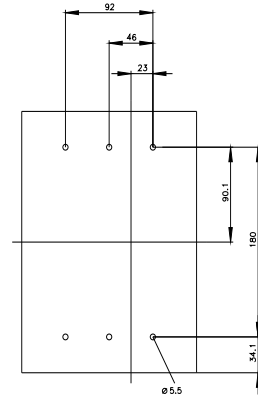
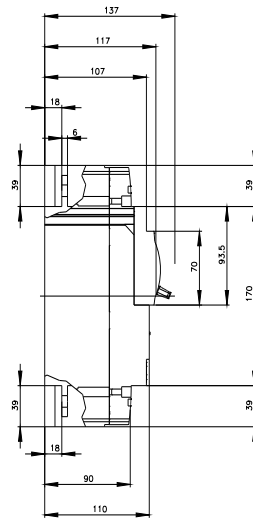
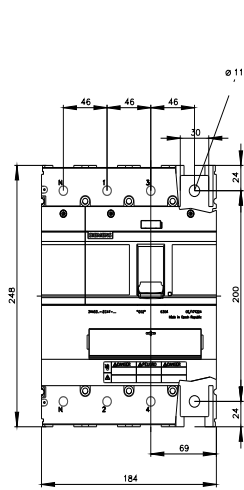
http://www.automation.siemens.com/bilddb/cax_en.aspx?mlfb=3VA5320-7GC41-0AA0

CAX-Online-Generator

<http://www.siemens.com/cax>

Tender specifications

<http://www.siemens.com/specifications>





last modified:

6/16/2022 

Mouser Electronics

Authorized Distributor

Click to View Pricing, Inventory, Delivery & Lifecycle Information:

Siemens:

[3VA53207GC410AA0](#)