



molded case switch 3VA5 UL frame 250 max short-circuit curr. rating 65kA @ 480 V 4-pole MCS110, In=250A without overload protection SELF PROTECTION li=10 x In w/o connection

Model	
product designation / according to UL file	HFAS
design of the load switch / according to UL 489 / Heating, Air Conditioning, and Refrigeration circuit breaker (HACR Type)	Yes
design of the load switch / according to UL 489 / High-Intensity-Discharge circuit breaker (HID Type)	No
design of the load switch / according to UL 489 / Switching Duty circuit breaker (SWD Type)	No
design of the overcurrent release	MCS110
protection function of the overcurrent release	I
number of poles	4
General technical data	
insulation voltage / rated value	800 V
operating voltage / at DC / rated value	750 V
operating voltage / at AC / rated value	690 V
power loss [W] / maximum	54.4 W
power loss [W] / for rated value of the current / at AC / in hot operating state / per pole	18.13 W
mechanical service life (operating cycles) / typical	20 000
electrical endurance (operating cycles) / at AC-1 / at 380/415 V	8 000
electrical endurance (operating cycles) / at 480 V	8 000
electrical endurance (operating cycles) / at 600 V	4 000
product feature / for neutral conductors / upgradable/retrofitable / short-circuit and overload proof	No
product function	
• communication function	No
• other measurement function	No
Net Weight	2.7 kg
Current	
marking / according to UL 489 / 100%-rated breaker	No
operational current	
• at 40 °C	250 A
• at 45 °C	244 A
• at 50 °C	239 A
• at 55 °C	233 A
• at 60 °C	227 A
• at 65 °C	222 A
• at 70 °C	216 A
Switching capacity according to IEC 60947	
design of short-circuit protection	For switching power values in DC networks, see the 3VA molded case circuit breaker device manual; link to be found under Service & Support in the last chapter

Adjustable parameters		
adjustable response value setting current (I _i) / for I-tripping		
• minimum	2 500 A	
• maximum	2 500 A	
adjustable setting current (I _N) / for N-tripping		
• minimum	0 A	
• maximum	0 A	
adjustable current response value current / of instantaneous short-circuit trip unit		
• minimum	2 500 A	
• maximum	2 500 A	
product function / grounding protection	No	
Mechanical Design		
product component		
• undervoltage release	No	
• voltage trigger	No	
• trip indicator	No	
height [in]	7.28 in	
height	185 mm	
width [in]	5.51 in	
width	140 mm	
depth [in]	3.27 in	
depth	83 mm	
Connections		
arrangement of electrical connectors / for main current circuit	Without connection	
type of electrical connection / for main current circuit	Without	
Auxiliary circuit		
number of CO contacts / for auxiliary contacts	0	
Accessories		
product extension / optional / motor drive	Yes	
Environmental conditions		
protection class IP / on the front	IP40	
ambient temperature		
• during operation / minimum	-25 °C	
• during operation / maximum	70 °C	
• during storage / minimum	-40 °C	
• during storage / maximum	80 °C	
Certificates		
reference code / according to IEC 81346-2	Q	
certificate of suitability / as approval for NAVAL (no combat vessels) / supplement SB	Yes	
General Product Approval		Declaration of Con- formity

[Confirmation](#)



[Miscellaneous](#)



EG-Konf.

Declaration of Con-
formity

Marine / Shipping

other



[Confirmation](#)

[Miscellaneous](#)

Further information

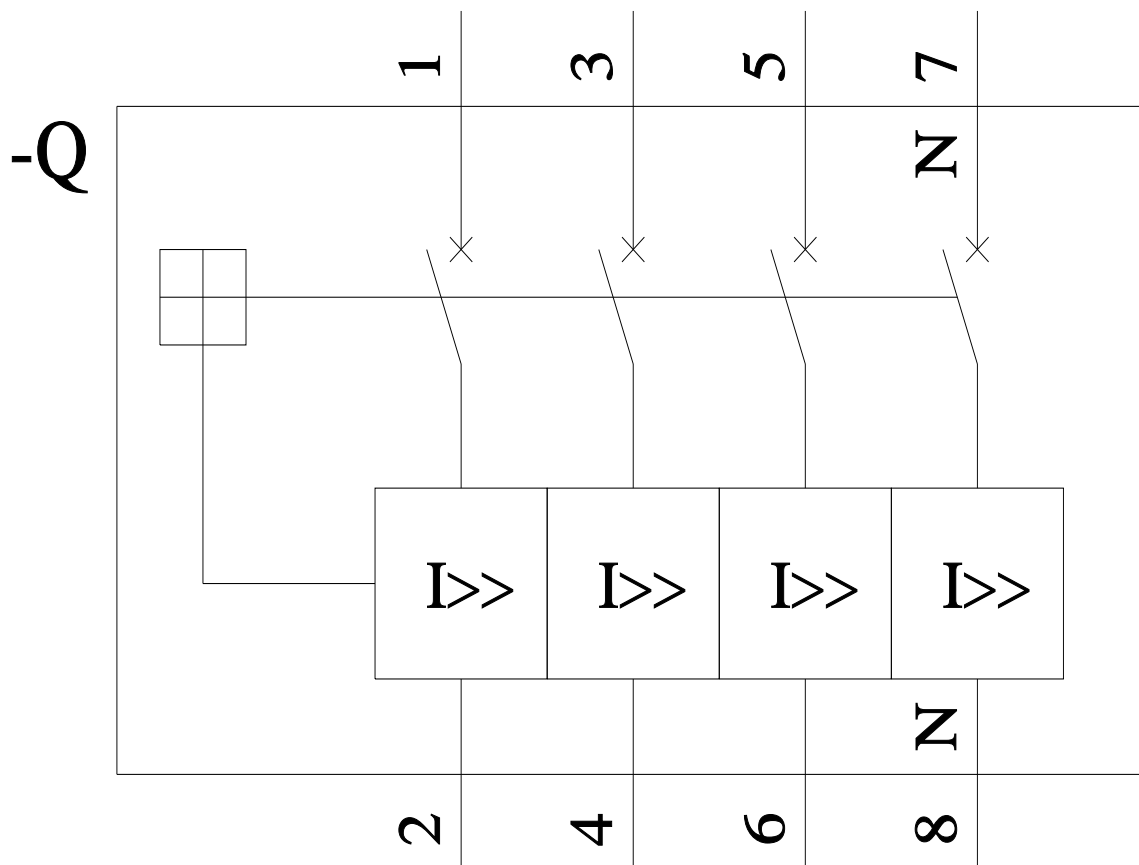
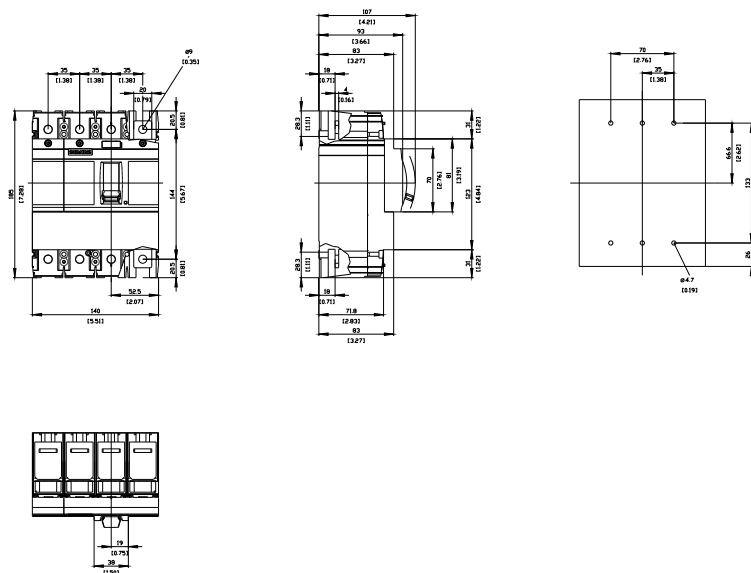
Siemens has decided to exit the Russian market (see here).

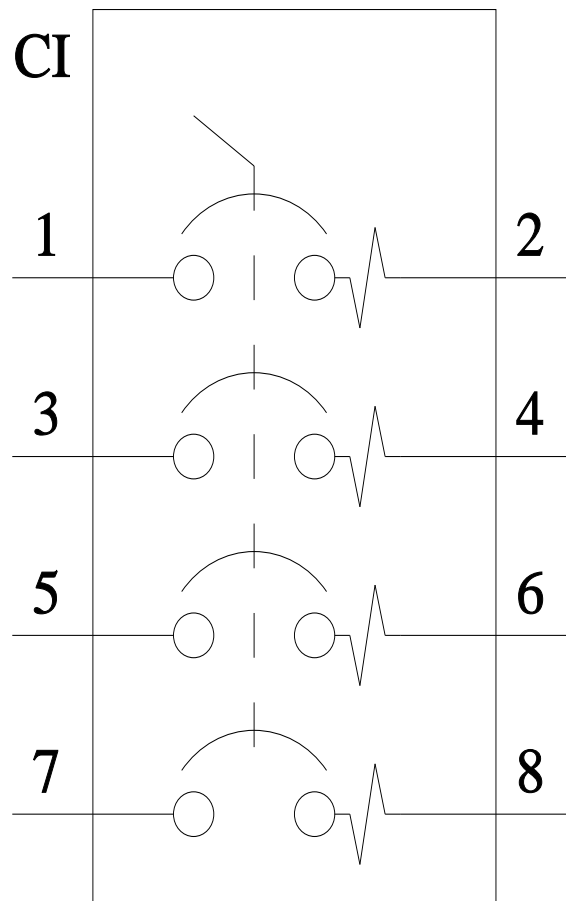
<https://press.siemens.com/global/en/pressrelease/siemens-wind-down-russian-business>

Siemens is working on the renewal of the current EAC certificates.

Please contact your local Siemens office on the status of validity of the EAC certification if you intend to import or offer to supply these products to an

<http://www.siemens.com/specifications>





last modified:

6/16/2022 

Mouser Electronics

Authorized Distributor

Click to View Pricing, Inventory, Delivery & Lifecycle Information:

Siemens:

[3VA52250BB410AA0](#)