



circuit breaker 3VA5 UL frame 250 breaking capacity class H 65kA @ 480V 4-pole, line protection TM230, FTAM, In=175A overload protection Ir=175A fixed short-circuit protection Ii=5...10 x In N conductor unprotected without connection

Model	
product brand name	SENTRON
product designation	Molded-case circuit breaker
product designation / according to UL file	HFAS
design of the product	System protection
design of the load switch / according to UL 489 / Heating, Air Conditioning, and Refrigeration circuit breaker (HACR Type)	Yes
design of the load switch / according to UL 489 / High-Intensity-Discharge circuit breaker (HID Type)	No
design of the load switch / according to UL 489 / Switching Duty circuit breaker (SWD Type)	No
design of the overcurrent release	TM230
protection function of the overcurrent release	LI
number of poles	4
General technical data	
insulation voltage / rated value	800 V
operating voltage / at DC / rated value	1 000 V
operating voltage / at AC / rated value	690 V
power loss [W] / maximum	35 W
power loss [W] / for rated value of the current / at AC / in hot operating state / per pole	11.7 W
mechanical service life (operating cycles) / typical	20 000
electrical endurance (operating cycles) / at AC-1 / at 380/415 V	8 000
electrical endurance (operating cycles) / at AC-1 / at 690 V	4 000
electrical endurance (operating cycles) / at 480 V	8 000
electrical endurance (operating cycles) / at 600 V	4 000
product feature / for neutral conductors / upgradable/retrofittable / short-circuit and overload proof	No
ground-fault monitoring version	without
product function	
• communication function	No
• other measurement function	No
Net Weight	2.7 kg
Current	
marking / according to UL 489 / 100%-rated breaker	No
operational current	
• at 40 °C	175 A
• at 45 °C	171 A
• at 50 °C	166 A
• at 55 °C	162 A
• at 60 °C	158 A
• at 65 °C	153 A

• at 70 °C	149 A
Switching capacity according to IEC 60947	
switching capacity class of the circuit breaker	H
maximum short-circuit current breaking capacity (I _{cu})	
• at 240 V	100 kA
• at 415 V	70 kA
• at 690 V	10 kA
operating short-circuit current breaking capacity (I _{cs})	
• at 240 V	100 kA
• at 415 V	70 kA
• at 690 V	10 kA
short-circuit current making capacity (I _{cm})	
• at 240 V	220 kA
• at 415 V	154 kA
• at 690 V	17 kA
design of short-circuit protection	For switching power values in DC networks, see the 3VA molded case circuit breaker device manual; link to be found under Service & Support in the last chapter
Switching capacity according to UL 489	
current breaking capacity	
• at 240 V	100 kA
• at 480 V	65 kA
• at 600 V	25 kA
Adjustable parameters	
adjustable response value setting current (I _r) / of the L-trip / with I _{2t} characteristic	
• minimum	175 A
• maximum	175 A
adjustable response value delay time (t _r) / for L-tripping / with I _{2t} characteristic	
• minimum	1 s
• maximum	1 s
adjustable response value setting current (I _i) / for I-tripping	
• minimum	875 A
• maximum	1 750 A
adjustable setting current (I _{nN}) / for N-tripping	
• minimum	0 A
• maximum	0 A
adjustable current response value current / of the current-dependent overload release	175 ... 175 A
design of the N-conductor protection	Without
product function / grounding protection	No
Mechanical Design	
product component	
• undervoltage release	No
• voltage trigger	No
• trip indicator	No
height [in]	7.28 in
height	185 mm
width [in]	5.51 in
width	140 mm
depth [in]	3.27 in
depth	83 mm
Connections	
arrangement of electrical connectors / for main current circuit	Without connection
type of electrical connection / for main current circuit	Without
Auxiliary circuit	
number of CO contacts / for auxiliary contacts	0
Accessories	
product extension / optional / motor drive	Yes
Environmental conditions	
protection class IP / on the front	IP40

ambient temperature	
• during operation / minimum	-25 °C
• during operation / maximum	70 °C
• during storage / minimum	-40 °C
• during storage / maximum	80 °C

Certificates

reference code / according to IEC 81346-2	Q
---	---

General Product Approval



[Confirmation](#)



[Miscellaneous](#)



EMC	Declaration of Conformity	Marine / Shipping	other
-----	---------------------------	-------------------	-------



[Confirmation](#)

[Miscellaneous](#)

other

[Miscellaneous](#)

Further information

Siemens has decided to exit the Russian market (see here).

<https://press.siemens.com/global/en/pressrelease/siemens-wind-down-russian-business>

Siemens is working on the renewal of the current EAC certificates.

Please contact your local Siemens office on the status of validity of the EAC certification if you intend to import or offer to supply these products to an EAC relevant market (other than the sanctioned EAEU member states Russia or Belarus).

Information on the packaging

<https://support.industry.siemens.com/cs/ww/en/view/109813875>

Information- and Downloadcenter (Catalogs, Brochures,...)

<http://www.siemens.com/lowvoltage/catalogs>

Industry Mall (Online ordering system)

<https://mall.industry.siemens.com/mall/en/en/Catalog/product?mlfb=3VA5217-6EC41-0AA0>

Service&Support (Manuals, Certificates, Characteristics, FAQs,...)

<https://support.industry.siemens.com/cs/ww/en/ps/3VA5217-6EC41-0AA0>

Image database (product images, 2D dimension drawings, 3D models, device circuit diagrams, ...)

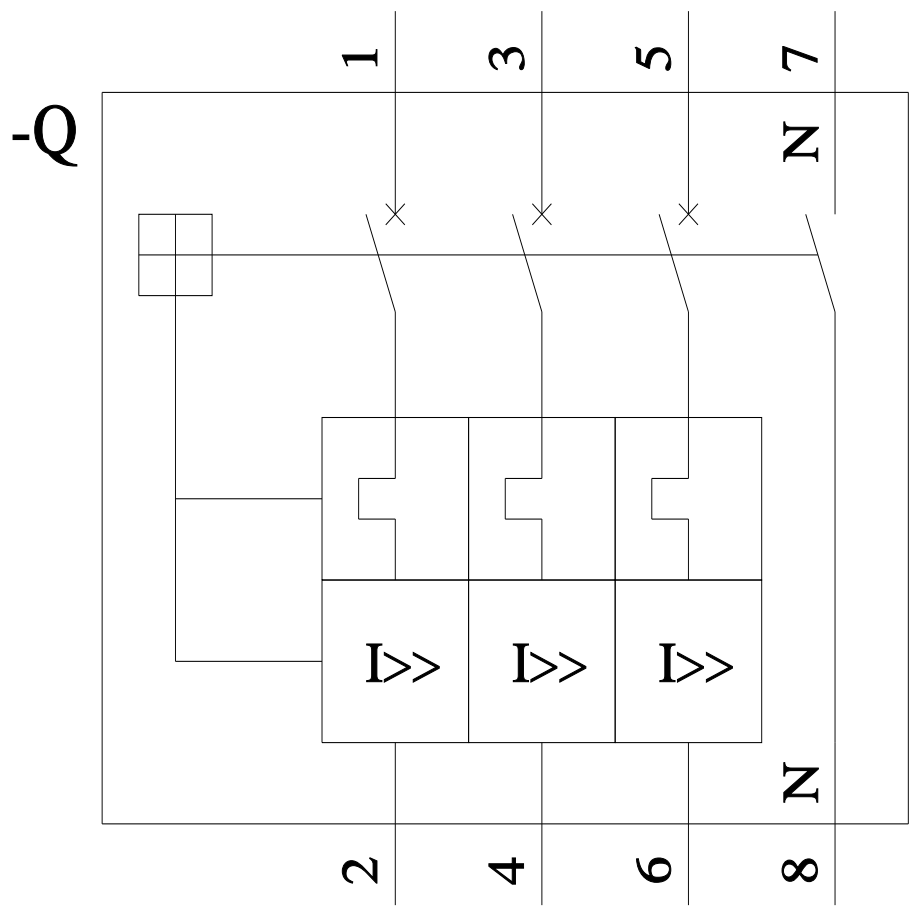
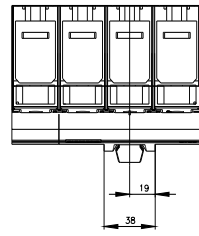
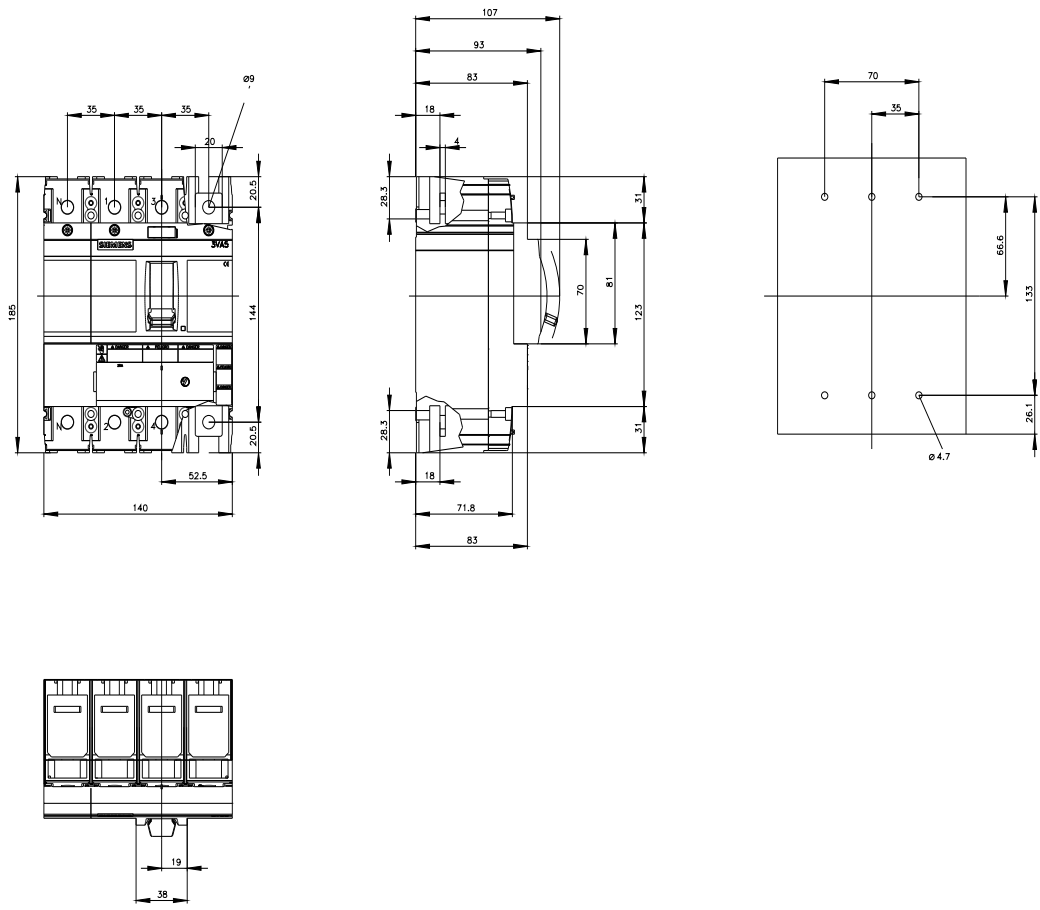
http://www.automation.siemens.com/bilddb/cax_en.aspx?mlfb=3VA5217-6EC41-0AA0

CAX-Online-Generator

<http://www.siemens.com/cax>

Tender specifications

<http://www.siemens.com/specifications>





last modified:

7/15/2022

Mouser Electronics

Authorized Distributor

Click to View Pricing, Inventory, Delivery & Lifecycle Information:

Siemens:

[3VA52176EC410AA0](#)