



circuit breaker 3VA4 UL frame 125 breaking capacity class M 35kA @ 277 V 1-pole, line protection TM210, FTFM, In=90A overload protection Ir=90A fixed short-circuit protection Ii=10 x In clamp connection

Model	
product brand name	SENTRON
product designation	Molded-case circuit breaker
product designation / according to UL file	MEAB
design of the product	System protection
design of the load switch / according to UL 489 / Heating, Air Conditioning, and Refrigeration circuit breaker (HACR Type)	Yes
design of the load switch / according to UL 489 / High-Intensity-Discharge circuit breaker (HID Type)	No
design of the load switch / according to UL 489 / Switching Duty circuit breaker (SWD Type)	No
design of the overcurrent release	TM210
protection function of the overcurrent release	LI
number of poles	1
General technical data	
operating voltage / at AC / rated value	415 V
power loss [W] / maximum	5.9 W
power loss [W] / for rated value of the current / at AC / in hot operating state / per pole	5.9 W
mechanical service life (operating cycles) / typical	15 000
electrical endurance (operating cycles) / at 480 V	8 000
electrical endurance (operating cycles) / at 600 V	4 000
product feature / for neutral conductors / upgradable/retrofittable / short-circuit and overload proof	No
ground-fault monitoring version	Without
product function	
• communication function	No
• other measurement function	No
Net Weight	0.426 kg
Current	
marking / according to UL 489 / 100%-rated breaker	No
operational current	
• at 40 °C	90 A
• at 45 °C	88 A
• at 50 °C	86 A
• at 55 °C	84 A
• at 60 °C	81 A
• at 65 °C	79 A
• at 70 °C	77 A
Switching capacity according to IEC 60947	
switching capacity class of the circuit breaker	M
design of short-circuit protection	For switching power values in DC networks, see the 3VA molded case circuit

	breaker device manual; link to be found under Service & Support in the last chapter		
Switching capacity according to UL 489			
current breaking capacity			
• at 120 V			85 kA
• at 277 V			35 kA
• at 347 V			18 kA
Adjustable parameters			
adjustable response value delay time (tr) / for L-tripping / with I2t characteristic			
• minimum			1 s
• maximum			1 s
product function / grounding protection			No
Mechanical Design			
product component			
• undervoltage release			No
• voltage trigger			No
• trip indicator			No
height [in]			5.09 in
height			129.4 mm
width [in]			2 in
type of connectable conductor cross-sections / of the round conductor terminal / stranded			1 x (8 AWG - 3/0)
width			50.8 mm
depth [in]			2.96 in
depth			75.1 mm
Connections			
arrangement of electrical connectors / for main current circuit			output side: circular conductor connection
type of electrical connection / for main current circuit			Infeed side: Low tab
design of the surface / of the connections / on the bottom of the switch (N, 2, 4, 6)			Tin
Auxiliary circuit			
number of CO contacts / for auxiliary contacts			0
Accessories			
product extension / optional / motor drive			No
Environmental conditions			
protection class IP / on the front			IP40
ambient temperature			
• during operation / minimum			-25 °C
• during operation / maximum			70 °C
• during storage / minimum			-40 °C
• during storage / maximum			80 °C
Certificates			
General Product Approval		EMC	other



[Miscellaneous](#)



[Miscellaneous](#)

other

[Confirmation](#)

[Miscellaneous](#)

Further information

Siemens has decided to exit the Russian market (see here).

<https://press.siemens.com/global/en/pressrelease/siemens-wind-down-russian-business>

Siemens is working on the renewal of the current EAC certificates.

Please contact your local Siemens office on the status of validity of the EAC certification if you intend to import or offer to supply these products to an

EAC relevant market (other than the sanctioned EAEU member states Russia or Belarus).

Information on the packaging

<https://support.industry.siemens.com/cs/ww/en/view/109813875>

Information- and Downloadcenter (Catalogs, Brochures,...)

<http://www.siemens.com/lowvoltage/catalogs>

Industry Mall (Online ordering system)

<https://mall.industry.siemens.com/mall/en/en/Catalog/product?mlfb=3VA4190-5ED54-0AA0>

Service&Support (Manuals, Certificates, Characteristics, FAQs,...)

<https://support.industry.siemens.com/cs/ww/en/ps/3VA4190-5ED54-0AA0>

Image database (product images, 2D dimension drawings, 3D models, device circuit diagrams, ...)

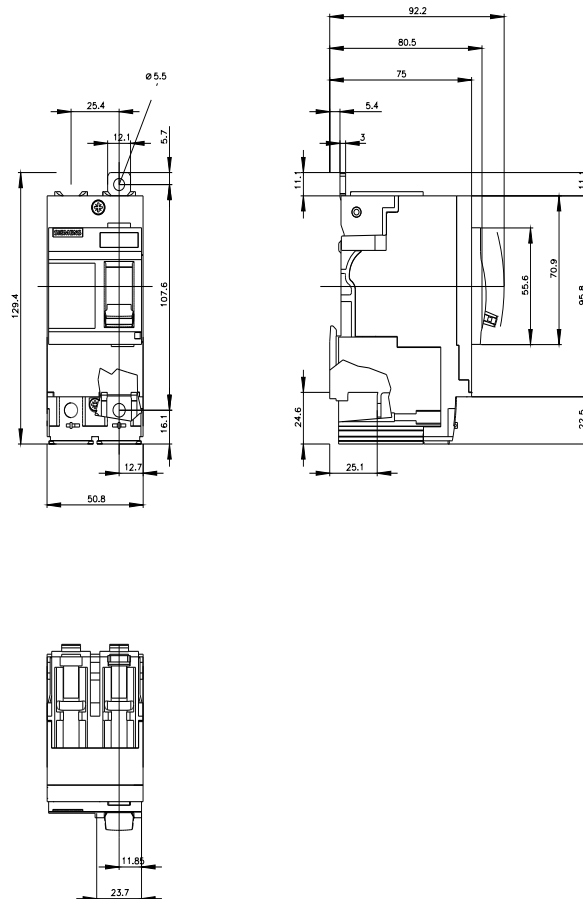
http://www.automation.siemens.com/bilddb/cax_en.aspx?mlfb=3VA4190-5ED54-0AA0


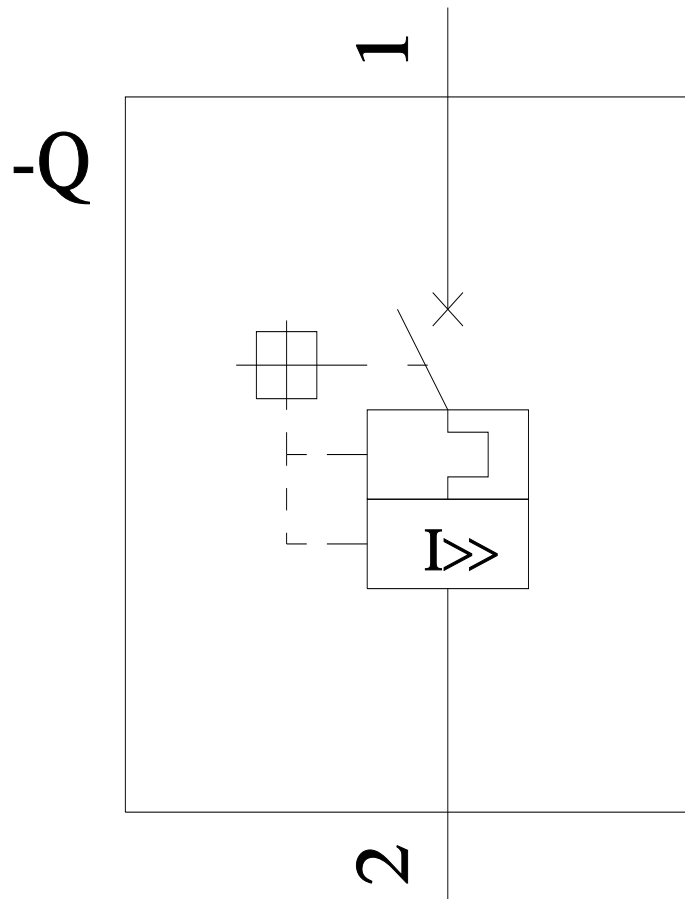
CAX-Online-Generator

<http://www.siemens.com/cax>

Tender specifications

<http://www.siemens.com/specifications>





Mouser Electronics

Authorized Distributor

Click to View Pricing, Inventory, Delivery & Lifecycle Information:

Siemens:

[3VA41905ED540AA0](#)