
















Current/voltage measuring module V2; Set current 0.3 ... 4 A, Voltage measurement up to 690 V, Overall width 45 mm, Straight-through transformer, basic unit required pro V PB, pro V MR, pro V PN or pro V EIP

product brand name	SIRIUS
product designation	Current/voltage measuring module
<b>General technical data</b>	
product function	
• current measurement	Yes
• voltage measurement	Yes
• active power measurement	Yes
• power measurement	Yes
• frequency measurement	Yes
measuring procedure for current measurement	TRMS
current measuring range extension with external current transformers	Yes
measuring procedure for voltage measurement	TRMS
measurable supply voltage between the line conductors at AC maximum rated value	690 V
line conductors and neutral conductors internal resistance for voltage measurement	1 MΩ; RC-based voltage divider
product component	
• input for thermistor connection	No
consumed active power	0.5 W
insulation voltage	
• with degree of pollution 3 at AC rated value	690 V
• for wires of main circuit according to IEC 60947-1 rated value	6 kV
surge voltage resistance rated value	6 000 V
protection class IP	IP20
shock resistance according to IEC 60068-2-27	15g / 11 ms; with basic unit snapped on
vibration resistance	1-6 Hz / 15 mm; 6-500 Hz / 2 g; with basic unit snapped on: 1g
reference code according to IEC 81346-2	F
Substance Prohibitance (Date)	05/28/2009
certificate of suitability	
• according to ATEX directive 2014/34/EU	BVS 06 ATEX F001
• according to UKCA	ITS21UKEX0464
explosion device group and category according to ATEX directive 2014/34/EU	II (2) G, II (2 ) D, I (M2)
<b>Electromagnetic compatibility</b>	
EMC emitted interference according to IEC 60947-1	class A
EMC immunity according to IEC 60947-1	corresponds to degree of severity 3
conducted interference	
• due to burst according to IEC 61000-4-4	2 kV
• due to conductor-earth surge according to IEC 61000-4-5	2 kV
• due to conductor-conductor surge according to IEC	1 kV

61000-4-5	
<b>field-based interference according to IEC 61000-4-3</b>	10 V/m
<b>Inputs/ Outputs</b>	
<b>number of outputs as contact-affected switching element</b>	0
<b>Protective and monitoring functions</b>	
<b>product function</b>	
• power factor monitoring	Yes
• ground-fault monitoring	Yes
• voltage detection	Yes
<b>trip class</b>	CLASS 5E
<b>product function</b>	
• current detection	Yes
• overload protection	Yes
<b>Precision</b>	
<b>measuring precision</b>	
• of frequency measurement	+/- 1.5 %, 0.25 A ... 8 A, 0.85 x 110 V ... 1.1 x 690 V (line-to-line voltages), cos phi (0.5...1), 50/60 Hz, 25 °C
• for current measurement 1	+/- 1.5 %, in range 0.25 A ... 8 A, in range 0.85 x 110 V ... 1.1 x 690 V (line-to-line voltages), 50/60 Hz, 25 °C
• for current measurement 2	+/- 3%, in range 8 A ... 32 A, in range 0.85 x 110 V ... 1.1 x 690 V (line-to-line voltages), 50/60 Hz, 25 °C
• for voltage measurement 1	+/- 1.5 %, in range 0.85 x 110 V ... 1.1 x 690 V (line-to-line voltages), 50/60 Hz, 25 °C
• at cos phi-measurement 1	+/- 1.5 %, 0.4 A ... 8 A, 0.85 x 110 V ... 1.1 x 690 V (line-to-line voltages), cos phi (0.5...1), 50/60 Hz, 25 °C
• at cos phi-measurement 2	+/- 5%, 8 A ... 32 A, 0.85 x 110 V ... 1.1 x 690 V (line-to-line voltages), cos-phi (0.5...1), 50/60 Hz, 25 °C
• at active power measurement 1	+/- 5 %, 0.25 ... 8 A, 0.85 x 110 V ... 1.1 x 690 V (line-to-line voltages), cos phi (0.5...1), 50/60 Hz, 25 °C
• at active power measurement 2	+/- 10%, 8 A ... 32 A, 0.85 x 110 V ... 1.1 x 690 V (line-to-line voltages), cos-phi (0.5...1), 50/60 Hz, 25 °C
• at energy measurement 1	+/- 5 %, 0.25 ... 8 A, 0.85 x 110 V ... 1.1 x 690 V (line-to-line voltages), cos phi (0.5...1), 50/60 Hz, 25 °C
• at energy measurement 2	+/- 10%, 8 A ... 32 A, 0.85 x 110 V ... 1.1 x 690 V (line-to-line voltages), cos-phi (0.5...1), 50/60 Hz, 25 °C
• at apparent power measurement 1	+/- 3%, 0.25 A ... 8 A, 0.85 x 110 V ... 1.1 x 690 V (line-to-line voltages), cos-phi (0.5...1), 50/60 Hz, 25 °C
• at apparent power measurement 2	+/- 5 %, 8 A ... 32 A, 0.85 x 110 V ... 1.1 x 690 V (line-to-line voltages), cos phi (0.5...1), 50/60 Hz, 25 °C
<b>accuracy of ground-fault monitoring</b>	In the range 30 % .. 120 %/Is: +/- 10 % (Class CI-A), in range 15 % .. 30 % Ie: +/- 25 % (Class CI-B), both values acc. to IEC 60947-1 Annex T
<b>temperature drift per °C</b>	0.02 %/°C; Reference temperature: 25°C
<b>measured variable frequency</b>	45 ... 65 Hz
<b>Installation/ mounting/ dimensions</b>	
<b>mounting position</b>	any
<b>fastening method</b>	screw and snap-on mounting
<b>height</b>	84 mm
<b>width</b>	45 mm
<b>depth</b>	64 mm
<b>required spacing</b>	
• top	30 mm
• bottom	30 mm
• left	0 mm
• right	0 mm
<b>diameter of inlet opening</b>	7.5 mm
<b>diameter of inlet opening for current measurement</b>	7.5 mm
<b>Connections/ Terminals</b>	
<b>type of electrical connection at the measurement inputs for voltage</b>	screw-type terminals
<b>type of connectable conductor cross-sections at the measurement inputs for voltage</b>	
• finely stranded with core end processing	1x (0.25 ... 2.5 mm²), 2x (0.25 ... 1.0 mm²)
• solid	1x (0.25 ... 2.5 mm²), 2x (0.25 ... 1.0 mm²)
• for AWG cables solid	1x (24 ... 14), 2x (24 ... 18)
• for AWG cables stranded	1x (20 ... 14), 2x (20 ... 16)

tightening torque at the measurement inputs for voltage	0.5 ... 0.6 N·m
tightening torque [lbf-in] at the measurement inputs for voltage	4.4 ... 5.3 lbf-in
<b>Ambient conditions</b>	
<b>installation altitude at height above sea level</b> <ul style="list-style-type: none"> <li>• 1 maximum</li> <li>• 2 maximum</li> <li>• 3 maximum</li> </ul>	2 000 m 3 000 m; max. +50 °C (no protective separation) 4 000 m; max. +40 °C (no protective separation)
<b>ambient temperature</b> <ul style="list-style-type: none"> <li>• during operation</li> <li>• during storage</li> <li>• during transport</li> </ul>	-25 ... +60 °C -40 ... +80 °C -40 ... +80 °C
<b>environmental category</b> <ul style="list-style-type: none"> <li>• during operation according to IEC 60721</li> <li>• during storage according to IEC 60721</li> <li>• during transport according to IEC 60721</li> </ul>	3K6 (no formation of ice, no condensation, relative humidity 10 ... 95%), 3C3 (no salt mist), 3S2 (sand must not get into the devices), 3M6 1K6 (no condensation, relative humidity 10 ... 95%), 1C2 (no salt mist), 1S2 (sand must not get into the devices), 1M4 2K2, 2C1, 2S1, 2M2
relative humidity during operation	10 ... 95 %
<b>Short-circuit protection</b>	
product function short circuit protection	No
<b>Galvanic isolation</b>	
(electrically) protective separation according to IEC 60947-1	All circuits with protective separation (double creepage paths and clearances), the information in the "Protective Separation" test report, No. A0258, must be observed (link see further information)
<b>Main circuit</b>	
number of poles for main current circuit	3
adjustable current response value current of the current-dependent overload release	0.3 ... 4 A
<b>operating voltage</b> <ul style="list-style-type: none"> <li>• at AC               <ul style="list-style-type: none"> <li>— at 50 Hz rated value</li> <li>— at 60 Hz rated value</li> </ul> </li> </ul>	110 ... 690 V 110 ... 690 V
operating frequency rated value	50 ... 60 Hz
<b>Control circuit/ Control</b>	
type of voltage	AC
inrush current maximum	40 A; 10 x I <sub>o</sub>
<b>Certificates/ approvals</b>	
General Product Approval	
EMC	
<div>  <a href="#">Confirmation</a>     </div>	
<b>For use in hazardous locations</b>	
Declaration of Con-	
formity	
<div>     <a href="#">Explosion Protection Certificate</a>  </div>	
<b>Declaration of Con-</b>	
<b>Test Certificates</b>	
<b>Marine / Shipping</b>	
<div>  <a href="#">Type Test Certificates/Test Report</a> <a href="#">Special Test Certificate</a> <a href="#">Special Test Certificate</a>   </div>	
<b>Marine / Shipping</b>	
<b>other</b>	



[Confirmation](#)

[PROFINET-Certification](#)



#### Further information

**Siemens has decided to exit the Russian market (see here).**

<https://press.siemens.com/global/en/pressrelease/siemens-wind-down-russian-business>

**Siemens is working on the renewal of the current EAC certificates.**

Please contact your local Siemens office on the status of validity of the EAC certification if you intend to import or offer to supply these products to an EAC relevant market (other than the sanctioned EAEU member states Russia or Belarus).

**Information on the packaging**

<https://support.industry.siemens.com/cs/ww/en/view/109813875>

**Information- and Downloadcenter (Catalogs, Brochures,...)**

<https://www.siemens.com/ic10>

**Industry Mall (Online ordering system)**

<https://mall.industry.siemens.com/mall/en/en/Catalog/product?mlfb=3UF7110-1AA01-0>

**Cax online generator**

<http://support.automation.siemens.com/WW/CAXorder/default.aspx?lang=en&mlfb=3UF7110-1AA01-0>

**Service&Support (Manuals, Certificates, Characteristics, FAQs,...)**

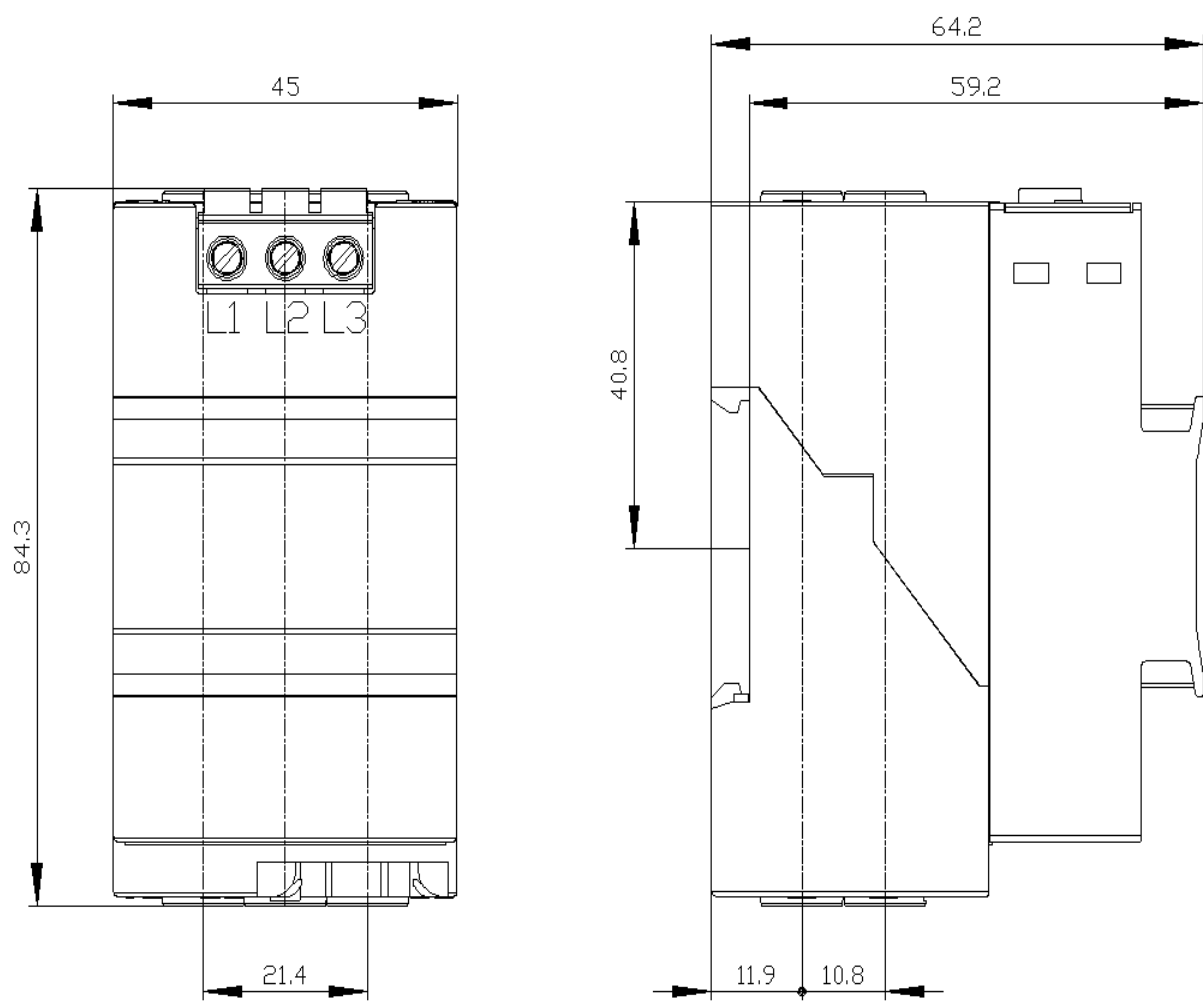
<https://support.industry.siemens.com/cs/ww/en/ps/3UF7110-1AA01-0>

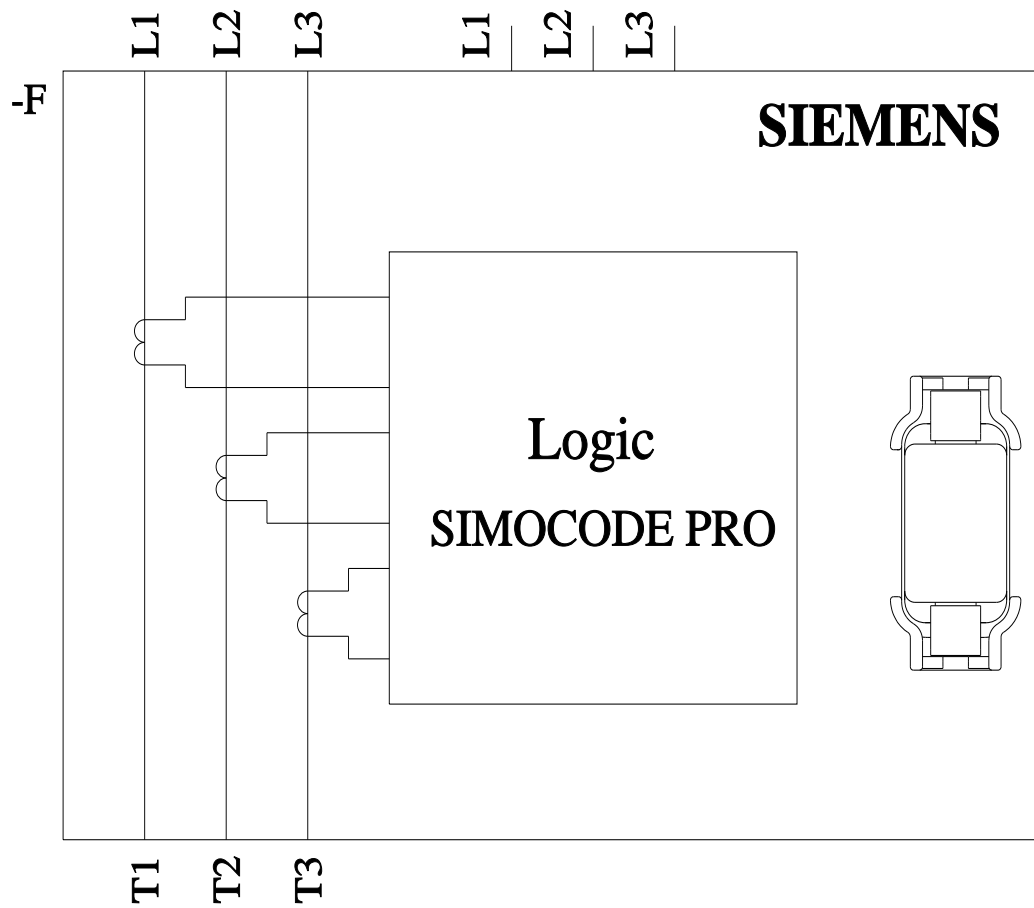
**Image database (product images, 2D dimension drawings, 3D models, device circuit diagrams, EPLAN macros, ...)**

[http://www.automation.siemens.com/bilddb/cax\\_de.aspx?mlfb=3UF7110-1AA01-0&lang=en](http://www.automation.siemens.com/bilddb/cax_de.aspx?mlfb=3UF7110-1AA01-0&lang=en)

**Test report No. A0258, protective separation**

<https://support.industry.siemens.com/cs/ww/en/view/109748152>





last modified:

7/15/2022 

# Mouser Electronics

Authorized Distributor

Click to View Pricing, Inventory, Delivery & Lifecycle Information:

Siemens:

3UF71101AA010