



Auxiliary switch block for size 2...14 1st auxiliary switch block left or right

<b>product designation</b>	Auxiliary switch left / right
<b>suitability for use</b>	Contactor relay and power contactor
<b>General technical data</b>	
<b>size of contactor</b>	2 ... 14
insulation voltage with degree of pollution 3 at AC rated value	690 V
<b>surge voltage resistance rated value</b>	6 kV
protection class IP on the front	IP20
<b>mechanical service life (operating cycles) typical</b>	10 000 000
<b>Substance Prohibitance (Date)</b>	07/01/2006
<b>number of NC contacts for auxiliary contacts</b>	
• instantaneous contact	1
• lagging switching	0
<b>number of NO contacts for auxiliary contacts</b>	
• instantaneous contact	1
• leading contact	0
<b>number of CO contacts of auxiliary contacts instantaneous contact</b>	0
operational current at AC-15 at 690 V rated value	2.3 A
<b>operational current of auxiliary contacts at AC-12</b>	
• at 24 V	10 A
• at 230 V	10 A
<b>operational current of auxiliary contacts at AC-14</b>	
• at 125 V	10 A
<b>operational current of auxiliary contacts at AC-12 maximum</b>	10 A
<b>operational current of auxiliary contacts at AC-15</b>	
• at 24 V	10 A
• at 230 V	5.6 A
• at 400 V	3.6 A
<b>operational current of auxiliary contacts at DC-12</b>	
• at 24 V	10 A
• at 110 V	3.2 A
• at 220 V	0.9 A
<b>operational current of auxiliary contacts at DC-13</b>	
• at 24 V	10 A
• at 48 V	5 A
• at 60 V	5 A
• at 110 V	1.14 A
• at 125 V	0.98 A
• at 220 V	0.48 A
<b>Ambient conditions</b>	

<b>ambient temperature</b>	
• during operation	-25 ... +55 °C
• during storage	-55 ... +80 °C
<b>Safety related data</b>	
<b>product function</b>	
• positively driven operation according to IEC 60947-5-1	Yes
<b>Installation/ mounting/ dimensions</b>	
<b>fastening method</b>	snap-on mounting
<b>height</b>	70 mm
<b>width</b>	12 mm
<b>depth</b>	51.5 mm
<b>Connections/ Terminals</b>	
type of electrical connection for auxiliary and control circuit	screw-type terminals
<b>connectable conductor cross-section for auxiliary contacts</b>	
• solid or stranded	0.5 ... 2.5 mm²
• finely stranded with core end processing	0.5 ... 2.5 mm²
<b>type of connectable conductor cross-sections</b>	
• for auxiliary contacts	
— solid or stranded	2x (0.5 ... 1.0 mm²), 2x (1.0 ... 2.5 mm²)
— finely stranded with core end processing	2x (0.5 ... 1.0 mm²), 2x (0.75 ... 2.5 mm²)
• for AWG cables for auxiliary contacts	2x (18 ... 12)
AWG number as coded connectable conductor cross section for auxiliary contacts	18 ... 12
<b>Approvals Certificates</b>	
<b>General Product Approval</b>	





[Confirmation](#)



[KC](#)



<b>Declaration of Conformity</b>	<b>Test Certificates</b>	<b>other</b>
		<a href="#">Special Test Certificate</a> <a href="#">Confirmation</a>

#### Further information

Siemens has decided to exit the Russian market (see here).

<https://press.siemens.com/global/en/pressrelease/siemens-wind-down-russian-business>

Siemens is working on the renewal of the current EAC certificates.

Please contact your local Siemens office on the status of validity of the EAC certification if you intend to import or offer to supply these products to an EAC relevant market (other than the sanctioned EAEU member states Russia or Belarus).

Information on the packaging

<https://support.industry.siemens.com/cs/ww/en/view/109813875>

Information- and Downloadcenter (Catalogs, Brochures,...)

<https://www.siemens.com/ic10>

Industry Mall (Online ordering system)

<https://mall.industry.siemens.com/mall/en/en/Catalog/product?mlfb=3TY7561-1AA00>

Cax online generator

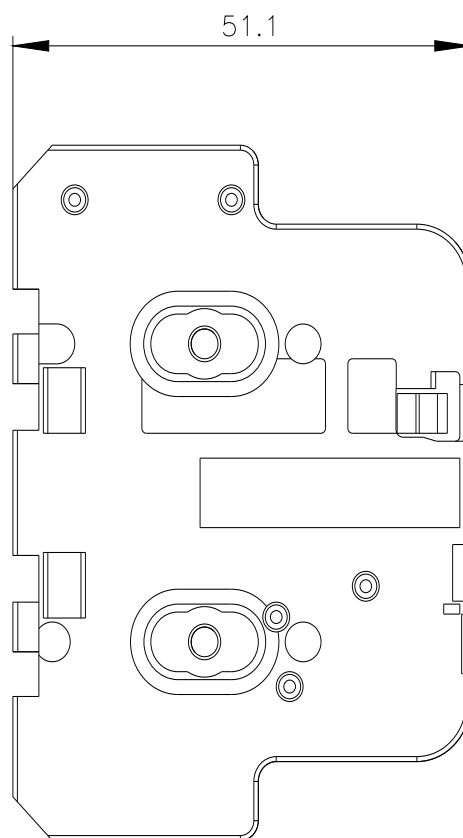
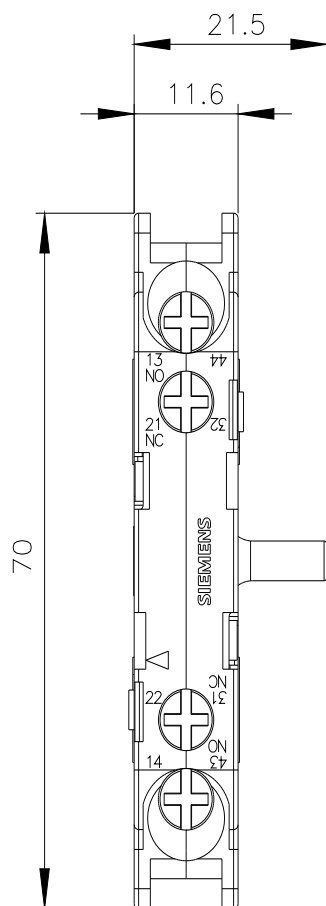
<http://support.automation.siemens.com/WW/CAXorder/default.aspx?lang=en&mlfb=3TY7561-1AA00>

Service&Support (Manuals, Certificates, Characteristics, FAQs,...)

<https://support.industry.siemens.com/cs/ww/en/ps/3TY7561-1AA00>

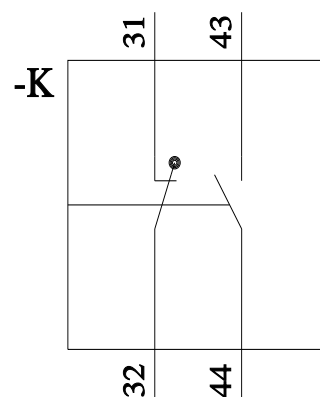
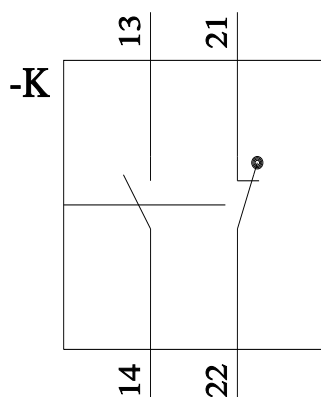
Image database (product images, 2D dimension drawings, 3D models, device circuit diagrams, EPLAN macros, ...)

[http://www.automation.siemens.com/bilddb/cax\\_de.aspx?mlfb=3TY7561-1AA00&lang=en](http://www.automation.siemens.com/bilddb/cax_de.aspx?mlfb=3TY7561-1AA00&lang=en)



Links/Left

Rechts/Right





# Mouser Electronics

Authorized Distributor

Click to View Pricing, Inventory, Delivery & Lifecycle Information:

Siemens:

[3TY75611AA00](#)