



Enclosure for command devices, 22 mm, round, Enclosure material metal, Enclosure top part yellow, with protective collar, 1 control point metal, A=EMERGENCY STOP mushroom pushbutton red, 40 mm, rotate-to-unlatch, 1 NO, 1 NC, 1 NC, screw terminal, floor mounting, 1xM20 each on top and bottom

product brand name	SIRIUS ACT
product designation	Enclosures
product type designation	3SU1
equipment of commanding and signaling device	A = EMERGENCY STOP mushroom pushbutton, 40 mm, with positive latching acc. to ISO 13850 and rotate-to-unlatch mechanism
manufacturer's article number	
<ul style="list-style-type: none"> <li>of supplied contact module</li> <li>of supplied contact module at the command point A 1</li> <li>of supplied contact module at the command point A 2</li> <li>of supplied contact module at the command point A 3</li> <li>of the supplied holder</li> <li>of the supplied holder at the command point A</li> <li>of the supplied actuator</li> <li>of the supplied actuator at the command point A</li> <li>of supplied empty enclosure</li> </ul>	A1 = 3SU1400-2AA10-1CA0, A2 = 3SU1400-2AA10-1CA0, A3 = 3SU1400-2AA10-1BA0 <a href="#">3SU1400-2AA10-1CA0</a> <a href="#">3SU1400-2AA10-1CA0</a> <a href="#">3SU1400-2AA10-1BA0</a> A = 3SU1550-0AA10-0AA0 <a href="#">3SU1550-0AA10-0AA0</a> A = 3SU1050-1HB20-0AA0 <a href="#">3SU1050-1HB20-0AA0</a> <a href="#">3SU1851-0AA00-0AC2</a>
<b>Enclosure</b>	
design of the housing	with protective collar
shape of the enclosure front	Square
material of the enclosure	metal
number of command points	1
product component	
<ul style="list-style-type: none"> <li>EMERGENCY STOP device</li> <li>protective collar</li> </ul>	Yes No
color of the enclosure top part	yellow
delivery state	
<ul style="list-style-type: none"> <li>as a kit</li> <li>pre-wired on strip terminal</li> </ul>	No No
fastening method of the enclosure	Vertical
<b>Actuator</b>	
design of the actuating element	EMERGENCY STOP mushroom pushbutton
suitability for use EMERGENCY OFF switch	Yes
product feature lockout	No
product extension optional light source	No
color of the actuating element	red
material of the actuating element	plastic
shape of the actuating element	round
number of contact modules	3
type of unlocking device	A = rotate-to-unlatch mechanism
<b>Front ring</b>	
product component front ring	No

design of the front ring	Standard
<b>Holder</b>	
material of the holder	Plastic
<b>Display</b>	
number of LED modules	0
<b>General technical data</b>	
product function	
• positive opening	Yes
• EMERGENCY OFF function	Yes
• EMERGENCY STOP function	Yes
protection class IP	IP66, IP67, IP69(IP69K)
degree of protection NEMA rating	1, 2, 3, 3R, 4, 4X, 12, 13
shock resistance	
• according to IEC 60068-2-27	sinusoidal half-wave 15g / 11 ms
vibration resistance	
• according to IEC 60068-2-6	10 ... 500 Hz: 5g
reference code according to IEC 81346-2	S
continuous current of the C characteristic MCB	10 A; for a short-circuit current smaller than 400 A
continuous current of the quick DIAZED fuse link	10 A
continuous current of the DIAZED fuse link gG	10 A
Substance Prohibitance (Date)	10/01/2014
operating voltage	
• at AC	
— at 50 Hz rated value	5 ... 500 V
— at 60 Hz rated value	5 ... 500 V
• at DC rated value	5 ... 500 V
<b>Communication/ Protocol</b>	
design of the interface for communication	without
<b>Auxiliary circuit</b>	
design of the contact of auxiliary contacts	Silver alloy
number of NC contacts for auxiliary contacts	2
number of NO contacts for auxiliary contacts	1
<b>Connections/ Terminals</b>	
type of electrical connection of modules and accessories	Screw-type terminal
type of electrical connection on enclosure	Cable routing above and below, both 1 x M20
tightening torque of the screws in the bracket	1 ... 1.2 N·m
tightening torque of fixing screws in the enclosure cover	1.5 ... 1.7 N·m
tightening torque with screw-type terminals	0.8 ... 0.9 N·m
<b>Ambient conditions</b>	
ambient temperature	
• during operation	-25 ... +70 °C
• during storage	-40 ... +80 °C
environmental category during operation according to IEC 60721	3M6, 3S2, 3B2, 3C3, 3K6 (with relative air humidity of 10 ... 95%, no condensation in operation permitted for all devices behind front panel)
<b>Installation/ mounting/ dimensions</b>	
fastening method of modules and accessories	Floor mounting
height	89.4 mm
width	85 mm
depth	112.5 mm
shape of the installation opening	round
<b>Accessories</b>	
number of labels	1
marking of the name plate for command devices	A = I
number of inscription plates	0
<b>Certificates/ approvals</b>	
General Product Approval	



[Confirmation](#)



Declaration of Conformity	Test Certificates	Marine / Shipping
---------------------------	-------------------	-------------------



EG-Konf.

[Type Test Certificates/Test Report](#)

[Special Test Certificate](#)



ABS



LRS

Marine / Shipping	other	Environment
-------------------	-------	-------------



PRS



RINA

[Confirmation](#)

[Environmental Confirmations](#)

#### Further information

Siemens has decided to exit the Russian market (see here).

<https://press.siemens.com/global/en/pressrelease/siemens-wind-down-russian-business>

Siemens is working on the renewal of the current EAC certificates.

Please contact your local Siemens office on the status of validity of the EAC certification if you intend to import or offer to supply these products to an EAC relevant market (other than the sanctioned EAEU member states Russia or Belarus).

Information on the packaging

<https://support.industry.siemens.com/cs/ww/en/view/109813875>

Information- and Downloadcenter (Catalogs, Brochures,...)

<https://www.siemens.com/ic10>

Industry Mall (Online ordering system)

<https://mall.industry.siemens.com/mall/en/en/Catalog/product?mlfb=3SU1851-0ND00-2AC2>

Cax online generator

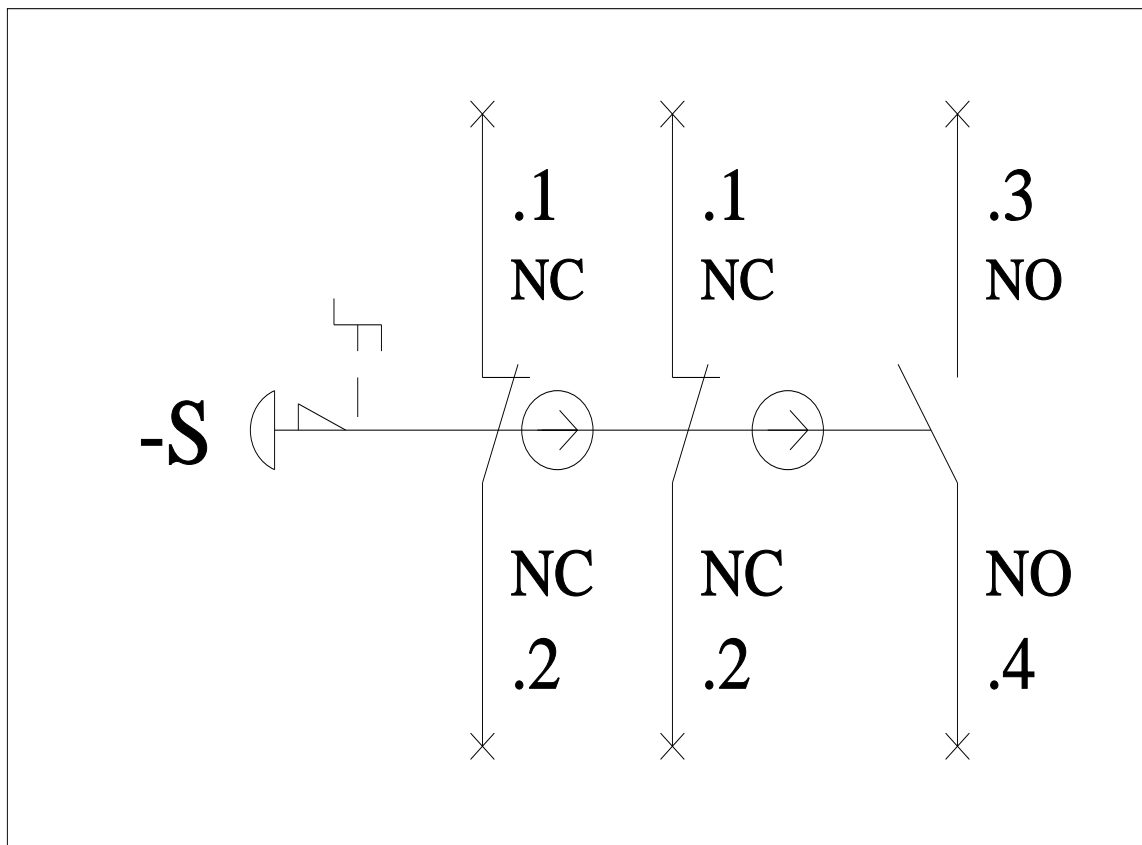
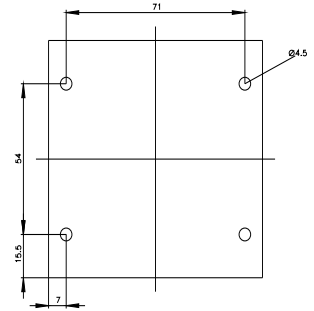
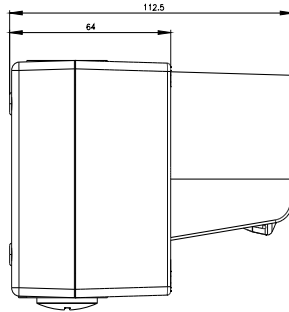
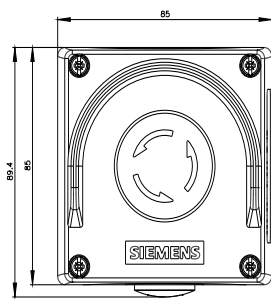
<http://support.automation.siemens.com/WW/CAXorder/default.aspx?lang=en&mlfb=3SU1851-0ND00-2AC2>

Service&Support (Manuals, Certificates, Characteristics, FAQs,...)

<https://support.industry.siemens.com/cs/ww/en/ps/3SU1851-0ND00-2AC2>

Image database (product images, 2D dimension drawings, 3D models, device circuit diagrams, EPLAN macros, ...)

[http://www.automation.siemens.com/bilddb/cax\\_de.aspx?mlfb=3SU1851-0ND00-2AC2&lang=en](http://www.automation.siemens.com/bilddb/cax_de.aspx?mlfb=3SU1851-0ND00-2AC2&lang=en)





# Mouser Electronics

Authorized Distributor

Click to View Pricing, Inventory, Delivery & Lifecycle Information:

Siemens:

[3SU18510ND002AC2](#)