






holder, 3-way, plastic, 1 NO, 1 NO, LED module, blue, 6-24 V AC/DC, screw terminal

product brand name	SIRIUS ACT
product designation	Holders
design of the product	holder for plastic
product type designation	3SU1
manufacturer's article number	
• of supplied contact module	3SU1400-1AA10-1BA0, 3SU1400-1AA10-1BA0
• of supplied contact module at position 1	<a href="#">3SU1400-1AA10-1BA0</a>
• of supplied contact module at position 2	<a href="#">3SU1400-1AA10-1BA0</a>
• of supplied LED module	<a href="#">3SU1401-1BG50-1AA0</a>
• of the supplied holder	<a href="#">3SU1500-0AA10-0AA0</a>
<b>Actuator</b>	
design of the actuating element	3-way with module
number of contact modules	2
<b>Holder</b>	
material of the holder	Plastic
<b>Display</b>	
number of LED modules	1
<b>General technical data</b>	
product function positive opening	No
product component	
• diode	Yes
• lamp transformer	No
• light source	Yes
• series resistor	No
insulation voltage rated value	320 V
degree of pollution	3
surge voltage resistance rated value	4 kV
protection class IP of the terminal	IP20
shock resistance	
• according to IEC 60068-2-27	sinusoidal half-wave 15g / 11 ms
• for railway applications according to EN 61373	Category 1, Class B
vibration resistance	
• according to IEC 60068-2-6	10 ... 500 Hz: 5g
• for railway applications according to EN 61373	Category 1, Class B
operating frequency maximum	3 600 1/h
mechanical service life (operating cycles) typical	10 000 000
thermal current	10 A
reference code according to IEC 81346-2	U
continuous current of the C characteristic MCB	10 A; for a short-circuit current smaller than 400 A
continuous current of the quick DIAZED fuse link	10 A

continuous current of the DIAZED fuse link gG	10 A
Substance Prohibitance (Date)	10/01/2014
operating voltage <ul style="list-style-type: none"> <li>at AC <ul style="list-style-type: none"> <li>at 50 Hz rated value</li> <li>at 60 Hz rated value</li> </ul> </li> <li>at DC rated value</li> </ul>	6 ... 24 V 6 ... 24 V 6 ... 24 V
<b>Power Electronics</b>	
contact reliability	One maloperation per 100 million (17 V, 5 mA), one maloperation per 10 million (5 V, 1 mA)
<b>Control circuit/ Control</b>	
inrush current of LED module maximum	2 A
<b>Auxiliary circuit</b>	
design of the contact of auxiliary contacts	Silver alloy
number of NC contacts for auxiliary contacts	0
number of NO contacts for auxiliary contacts	2
operational current at AC-15 at 230 V rated value	6 A
<b>Connections/ Terminals</b>	
type of electrical connection <ul style="list-style-type: none"> <li>of modules and accessories</li> </ul>	Screw-type terminal
type of connectable conductor cross-sections <ul style="list-style-type: none"> <li>solid with core end processing</li> <li>solid without core end processing</li> <li>finely stranded with core end processing</li> <li>finely stranded without core end processing</li> <li>for AWG cables</li> </ul>	2x (0.5 ... 0.75 mm <sup>2</sup> ) 2x (1.0 ... 1.5 mm <sup>2</sup> ) 2x (0.5 ... 1.5 mm <sup>2</sup> ) 2x (1.0 ... 1.5 mm <sup>2</sup> ) 2x (18 ... 14)
tightening torque of the screws in the bracket	1 ... 1.2 N·m
tightening torque <ul style="list-style-type: none"> <li>with screw-type terminals</li> </ul>	0.8 ... 0.9 N·m
<b>Lamp</b>	
type of light source	LED
color of the light source	blue
light intensity	280 ... 710 mcd
<b>Ambient conditions</b>	
ambient temperature <ul style="list-style-type: none"> <li>during operation</li> <li>during storage</li> </ul>	-25 ... +70 °C -40 ... +80 °C
environmental category during operation according to IEC 60721	3M6, 3S2, 3B2, 3K6 (with relative air humidity of 10 ... 95%, no condensation in operation permitted)
<b>Installation/ mounting/ dimensions</b>	
fastening method <ul style="list-style-type: none"> <li>of modules and accessories</li> </ul>	front plate mounting Front plate mounting
height	40 mm
width	30 mm
shape of the installation opening	round
installation width	30 mm
installation depth	49.8 mm
thickness of the front plate usable	1 ... 6 mm
<b>Certificates/ approvals</b>	
<div>General Product Approval</div> <div>   <a href="#">Confirmation</a>    </div>	

Declaration of Con-  
formity



[Confirmation](#)



Declaration of Con-  
formity

Test Certificates

other

Environment

#### Further information

Siemens has decided to exit the Russian market (see here).

<https://press.siemens.com/global/en/pressrelease/siemens-wind-down-russian-business>

Siemens is working on the renewal of the current EAC certificates.

Please contact your local Siemens office on the status of validity of the EAC certification if you intend to import or offer to supply these products to an EAC relevant market (other than the sanctioned EAEU member states Russia or Belarus).

Information on the packaging

<https://support.industry.siemens.com/cs/ww/en/view/109813875>

Information- and Downloadcenter (Catalogs, Brochures,...)

<https://www.siemens.com/ic10>

Industry Mall (Online ordering system)

<https://mall.industry.siemens.com/mall/en/en/Catalog/product?mlfb=3SU1501-1AG50-1NA0>

Cax online generator

<http://support.automation.siemens.com/WW/CAXorder/default.aspx?lang=en&mlfb=3SU1501-1AG50-1NA0>

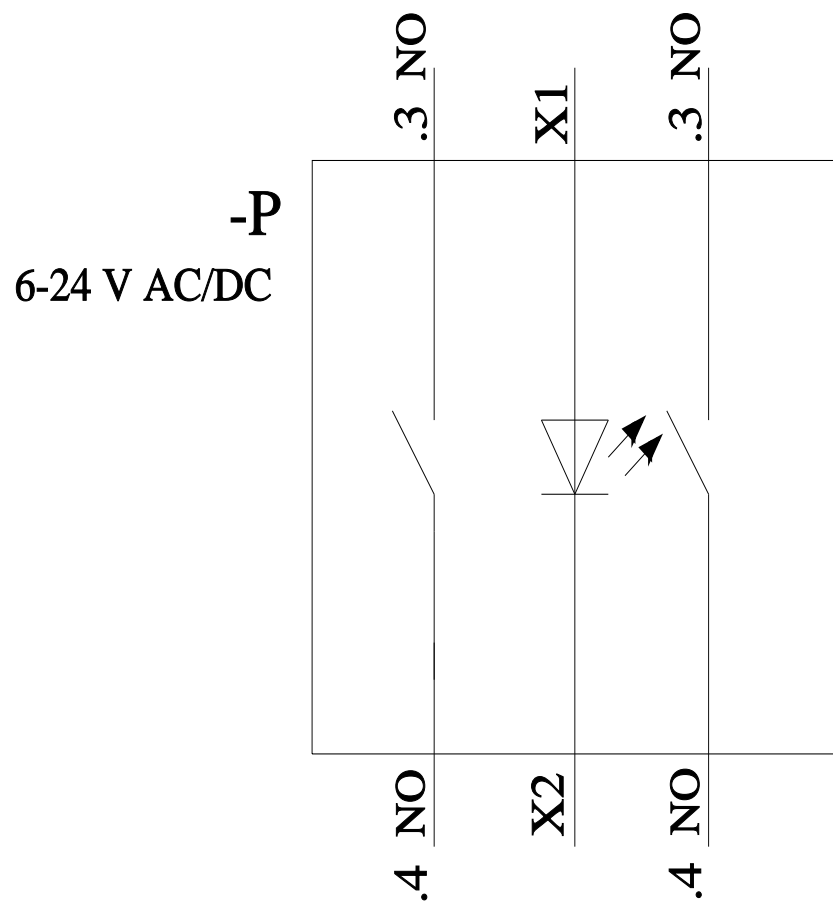
Service&Support (Manuals, Certificates, Characteristics, FAQs,...)

<https://support.industry.siemens.com/cs/ww/en/ps/3SU1501-1AG50-1NA0>

Image database (product images, 2D dimension drawings, 3D models, device circuit diagrams, EPLAN macros, ...)

[http://www.automation.siemens.com/bilddb/cax\\_de.aspx?mlfb=3SU1501-1AG50-1NA0&lang=en](http://www.automation.siemens.com/bilddb/cax_de.aspx?mlfb=3SU1501-1AG50-1NA0&lang=en)





last modified:

6/25/2022

# Mouser Electronics

Authorized Distributor

Click to View Pricing, Inventory, Delivery & Lifecycle Information:

Siemens:

[3SU15011AG501NA0](#)