






holder, 3-way, plastic, 1 NO+1 NC, LED module, amber, 6-24 V AC/DC, screw terminal

| | |
|--|--|
| product brand name | SIRIUS ACT |
| product designation | Holders |
| design of the product | holder for plastic |
| product type designation | 3SU1 |
| manufacturer's article number | |
| • of supplied contact module | 3SU1400-1AA10-1FA0 |
| • of supplied contact module at position 1 | 3SU1400-1AA10-1FA0 |
| • of supplied LED module | 3SU1401-1BG00-1AA0 |
| • of the supplied holder | 3SU1500-0AA10-0AA0 |
| Actuator | |
| design of the actuating element | 3-way with module |
| number of contact modules | 1 |
| Holder | |
| material of the holder | Plastic |
| Display | |
| number of LED modules | 1 |
| General technical data | |
| product function positive opening | Yes |
| product component | |
| • diode | Yes |
| • lamp transformer | No |
| • light source | Yes |
| • series resistor | No |
| insulation voltage rated value | 320 V |
| degree of pollution | 3 |
| surge voltage resistance rated value | 4 kV |
| protection class IP of the terminal | IP20, clamping screw tightened |
| shock resistance | |
| • according to IEC 60068-2-27 | sinusoidal half-wave 15g / 11 ms |
| • for railway applications according to EN 61373 | Category 1, Class B |
| vibration resistance | |
| • according to IEC 60068-2-6 | 10 ... 500 Hz: 5g |
| • for railway applications according to EN 61373 | Category 1, Class B |
| operating frequency maximum | 3 600 1/h |
| mechanical service life (operating cycles) typical | 10 000 000 |
| thermal current | 10 A |
| reference code according to IEC 81346-2 | U |
| continuous current of the C characteristic MCB | 10 A; for a short-circuit current smaller than 400 A |
| continuous current of the quick DIAZED fuse link | 10 A |
| continuous current of the DIAZED fuse link gG | 10 A |

| | |
|---|---|
| Substance Prohibittance (Date) | 10/01/2014 |
| operating voltage | |
| • at AC | |
| — at 50 Hz rated value | 6 ... 24 V |
| — at 60 Hz rated value | 6 ... 24 V |
| • at DC rated value | 6 ... 24 V |
| Power Electronics | |
| contact reliability | One maloperation per 100 million (17 V, 5 mA), one maloperation per 10 million (5 V, 1 mA) |
| Control circuit/ Control | |
| inrush current of LED module maximum | 2 A |
| Auxiliary circuit | |
| design of the contact of auxiliary contacts | Silver alloy |
| number of NC contacts for auxiliary contacts | 1 |
| number of NO contacts for auxiliary contacts | 1 |
| operational current at AC-15 at 230 V rated value | 6 A |
| Connections/ Terminals | |
| type of electrical connection | |
| • of modules and accessories | Screw-type terminal |
| type of connectable conductor cross-sections | |
| • solid with core end processing | 2x (0.5 ... 0.75 mm ²) |
| • solid without core end processing | 2x (1.0 ... 1.5 mm ²) |
| • finely stranded with core end processing | 2x (0.5 ... 1.5 mm ²) |
| • finely stranded without core end processing | 2x (1.0 ... 1.5 mm ²) |
| • for AWG cables | 2x (18 ... 14) |
| tightening torque of the screws in the bracket | 1 ... 1.2 N·m |
| tightening torque | |
| • with screw-type terminals | 0.8 ... 0.9 N·m |
| Lamp | |
| type of light source | LED |
| color of the light source | amber |
| light intensity | 450 ... 1 120 mcd |
| Ambient conditions | |
| ambient temperature | |
| • during operation | -25 ... +70 °C |
| • during storage | -40 ... +80 °C |
| environmental category during operation according to IEC 60721 | 3M6, 3S2, 3B2, 3K6 (with relative air humidity of 10 ... 95%, no condensation in operation permitted) |
| Installation/ mounting/ dimensions | |
| fastening method | front plate mounting |
| • of modules and accessories | Front plate mounting |
| height | 40 mm |
| width | 30 mm |
| shape of the installation opening | round |
| installation width | 30 mm |
| installation depth | 71.8 mm |
| thickness of the front plate usable | 1 ... 6 mm |
| Certificates/ approvals | |
| <div>General Product Approval</div> <div>  Confirmation     </div> | |

| | | |
|--|--|---|
| Test Certificates | other | Environment |
| Special Test Certificate | Type Test Certificates/Test Report | Confirmation |
| | | Environmental Conformations |

Further information

Siemens has decided to exit the Russian market (see here).

<https://press.siemens.com/global/en/pressrelease/siemens-wind-down-russian-business>

Siemens is working on the renewal of the current EAC certificates.

Please contact your local Siemens office on the status of validity of the EAC certification if you intend to import or offer to supply these products to an EAC relevant market (other than the sanctioned EAEU member states Russia or Belarus).

Information on the packaging

<https://support.industry.siemens.com/cs/ww/en/view/109813875>

Information- and Downloadcenter (Catalogs, Brochures,...)

<https://www.siemens.com/ic10>

Industry Mall (Online ordering system)

<https://mall.industry.siemens.com/mall/en/en/Catalog/product?mlfb=3SU1501-1AG00-1FA0>

Cax online generator

<http://support.automation.siemens.com/WW/CAXorder/default.aspx?lang=en&mlfb=3SU1501-1AG00-1FA0>

Service&Support (Manuals, Certificates, Characteristics, FAQs,...)

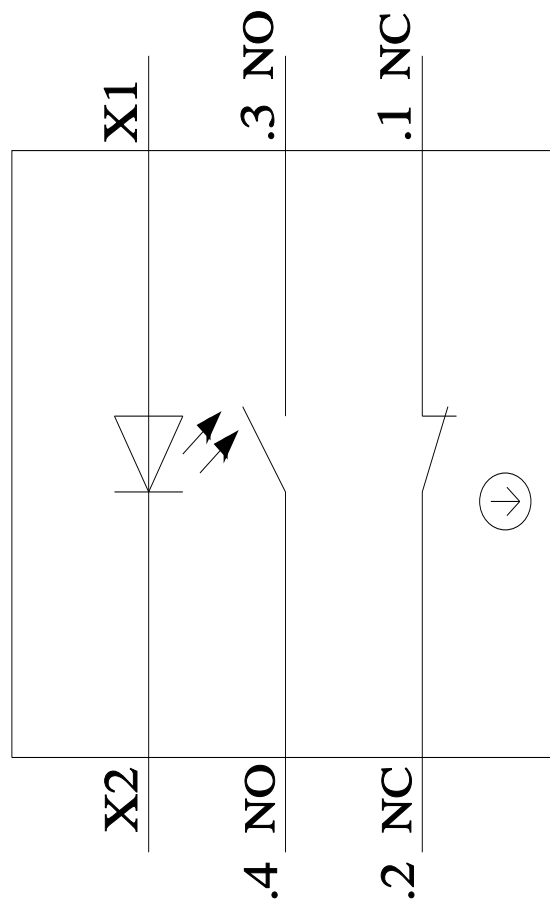
<https://support.industry.siemens.com/cs/ww/en/ps/3SU1501-1AG00-1FA0>

Image database (product images, 2D dimension drawings, 3D models, device circuit diagrams, EPLAN macros, ...)


http://www.automation.siemens.com/bilddb/cax_de.aspx?mlfb=3SU1501-1AG00-1FA0&lang=en



-P
6-24 V AC/DC



last modified:

6/25/2022 

Mouser Electronics

Authorized Distributor

Click to View Pricing, Inventory, Delivery & Lifecycle Information:

Siemens:

3SU15011AG001FA0