








Indicator light, in illuminated pushbutton design, 22 mm, round, plastic with metal front ring, white, with holder, LED module, with integrated LED 24 V AC/DC, Spring-type terminal

product brand name	SIRIUS ACT
product designation	Indicator lights
design of the product	Complete unit
product type designation	3SU1
product line	Plastic with metal front ring, matt, 22 mm
manufacturer's article number	
• of supplied LED module	3SU1401-1BB50-3AA0
• of the supplied holder	3SU1550-0AA10-0AA0
number of command points	1
Actuator	
design of the actuating element	Illuminated pushbutton design
principle of operation of the actuating element	Fixed key
product extension optional light source	Yes
color of the actuating element	white
material of the actuating element	plastic
shape of the actuating element	round
outer diameter of the actuating element	29.45 mm
number of contact modules	0
Front ring	
product component front ring	Yes
design of the front ring	Standard
material of the front ring	Metal, matt
color of the front ring	sand gray
Holder	
material of the holder	Plastic
Display	
number of LED modules	1
General technical data	
product function positive opening	No
product component light source	Yes
insulation voltage rated value	320 V
degree of pollution	3
surge voltage resistance rated value	4 kV
protection class IP	IP66, IP67, IP69(IP69K)
• of the terminal	IP20
degree of protection NEMA rating	1, 2, 3, 3R, 4, 4X, 12, 13
shock resistance	
• according to IEC 60068-2-27	sinusoidal half-wave 15g / 11 ms
• for railway applications according to EN 61373	Category 1, Class B
vibration resistance	

<ul style="list-style-type: none"> • according to IEC 60068-2-6 • for railway applications according to EN 61373 	10 ... 500 Hz: 5g Category 1, Class B		
reference code according to IEC 81346-2	S		
Substance Prohibitance (Date)	10/01/2014		
Power Electronics			
contact reliability	One maloperation per 100 million (17 V, 5 mA), one maloperation per 10 million (5 V, 1 mA)		
Supply voltage			
type of voltage of the supply voltage of the light source	AC/DC		
supply voltage of the light source at AC			
<ul style="list-style-type: none"> • at 50 Hz rated value • at 60 Hz rated value 	24 V 24 V		
supply voltage 1 of the light source at DC rated value	24 V		
Control circuit/ Control			
inrush current of LED module maximum	2 A		
Auxiliary circuit			
design of the contact of auxiliary contacts	Silver alloy		
Connections/ Terminals			
type of electrical connection	spring-loaded terminals		
<ul style="list-style-type: none"> • of modules and accessories 	Spring-type terminal		
type of connectable conductor cross-sections			
<ul style="list-style-type: none"> • solid without core end processing • finely stranded with core end processing • finely stranded without core end processing • for AWG cables 	2x (0.25 ... 1.5 mm ²) 2x (0.25 ... 0.75 mm ²) 2x (0.25 ... 1.5 mm ²) 2x (24 ... 16)		
tightening torque of the screws in the bracket	1 ... 1.2 N·m		
Lamp			
type of light source	LED		
color of the light source	white		
light intensity	900 ... 1 400 mcd		
Ambient conditions			
ambient temperature			
<ul style="list-style-type: none"> • during operation • during storage 	-25 ... +70 °C -40 ... +80 °C		
environmental category during operation according to IEC 60721	3M6, 3S2, 3B2, 3C3, 3K6 (with relative air humidity of 10 ... 95%, no condensation in operation permitted for all devices behind front panel)		
Installation/ mounting/ dimensions			
fastening method	front plate mounting		
<ul style="list-style-type: none"> • of modules and accessories 	Front plate mounting		
height	40 mm		
width	30 mm		
shape of the installation opening	round		
mounting diameter	22.3 mm		
positive tolerance of installation diameter	0.4 mm		
mounting height	11 mm		
installation width	29.5 mm		
installation depth	49.7 mm		
Certificates/ approvals			
<table> <tr> <td>General Product Approval</td><td>Declaration of Conformity</td></tr> </table>		General Product Approval	Declaration of Conformity
General Product Approval	Declaration of Conformity		
<div>  Confirmation     </div>			
<table> <tr> <td>Test Certificates</td><td>Marine / Shipping</td></tr> </table>		Test Certificates	Marine / Shipping
Test Certificates	Marine / Shipping		

other

[Confirmation](#)

Further information

Siemens has decided to exit the Russian market (see here).

<https://press.siemens.com/global/en/pressrelease/siemens-wind-down-russian-business>

Siemens is working on the renewal of the current EAC certificates.

Please contact your local Siemens office on the status of validity of the EAC certification if you intend to import or offer to supply these products to an EAC relevant market (other than the sanctioned EAEU member states Russia or Belarus).

Information on the packaging

<https://support.industry.siemens.com/cs/ww/en/view/109813875>

Information- and Downloadcenter (Catalogs, Brochures,...)

<https://www.siemens.com/ic10>

Industry Mall (Online ordering system)

<https://mall.industry.siemens.com/mall/en/en/Catalog/product?mlfb=3SU1132-0AD60-3AA0>

Cax online generator

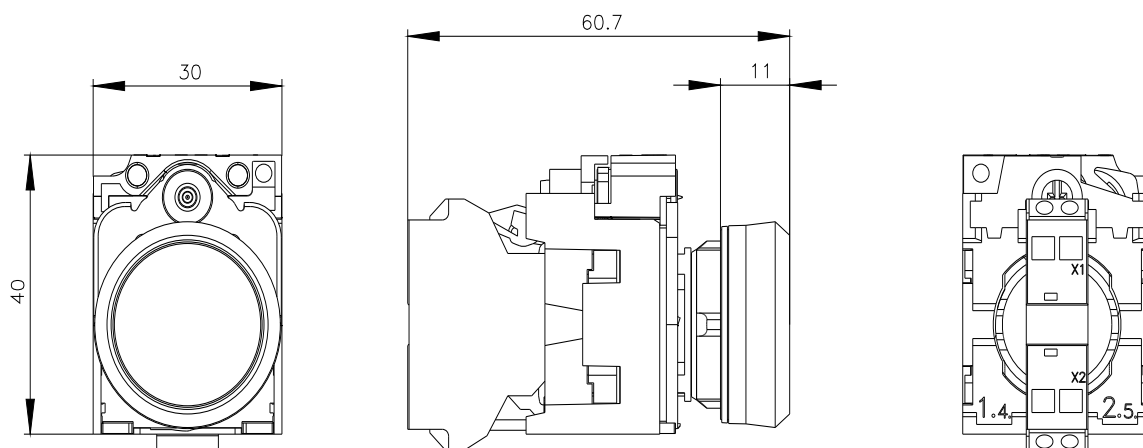
<http://support.automation.siemens.com/WW/CAXorder/default.aspx?lang=en&mlfb=3SU1132-0AD60-3AA0>

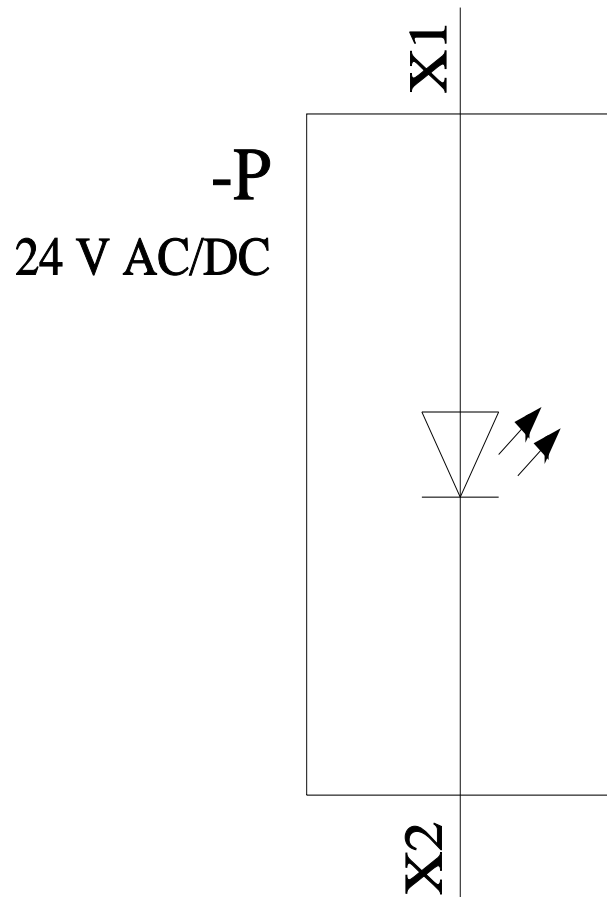
Service&Support (Manuals, Certificates, Characteristics, FAQs,...)

<https://support.industry.siemens.com/cs/ww/en/ps/3SU1132-0AD60-3AA0>

Image database (product images, 2D dimension drawings, 3D models, device circuit diagrams, EPLAN macros, ...)

http://www.automation.siemens.com/bilddb/cax_de.aspx?mlfb=3SU1132-0AD60-3AA0&lang=en





last modified:

1/26/2022 

Mouser Electronics

Authorized Distributor

Click to View Pricing, Inventory, Delivery & Lifecycle Information:

Siemens:

[3SU11320AD603AA0](#)