

product brand name	SIRIUS ACT
product designation	Illuminated pushbuttons
design of the product	Complete unit
product type designation	3SU1
product line	Plastic, black, 22 mm
manufacturer's article number	
• of supplied contact module at position 1	3SU1400-1AA10-3FA0
• of supplied LED module	3SU1401-1BB50-3AA0
• of the supplied holder	3SU1550-0AA10-0AA0
• of the supplied actuator	3SU1001-0AB50-0AA0
number of command points	1
Actuator	
design of the actuating element	Button, flat
principle of operation of the actuating element	momentary contact type
product extension optional light source	Yes
color of the actuating element	blue
material of the actuating element	plastic
shape of the actuating element	round
outer diameter of the actuating element	29.45 mm
marking of the actuating element	Customized labeling, text in lower case letters
number of contact modules	1
Front ring	
product component front ring	Yes
design of the front ring	Standard
material of the front ring	plastic
color of the front ring	black
Holder	
material of the holder	Plastic
Display	
number of LED modules	1
General technical data	
product function positive opening	Yes
product component light source	Yes
insulation voltage rated value	320 V
degree of pollution	3
type of voltage of the operating voltage	AC/DC
surge voltage resistance rated value	4 kV


protection class IP • of the terminal	IP66, IP67, IP69(IP69K) IP20
degree of protection NEMA rating	1, 2, 3, 3R, 4, 4X, 12, 13
shock resistance • according to IEC 60068-2-27 • for railway applications according to EN 61373	sinusoidal half-wave 15g / 11 ms Category 1, Class B
vibration resistance • according to IEC 60068-2-6 • for railway applications according to EN 61373	10 ... 500 Hz: 5g Category 1, Class B
operating frequency maximum	3 600 1/h
mechanical service life (operating cycles) typical	3 000 000
electrical endurance (operating cycles) typical	10 000 000
thermal current	10 A
reference code according to IEC 81346-2	S
continuous current of the C characteristic MCB	10 A; for a short-circuit current smaller than 400 A
continuous current of the quick DIAZED fuse link	10 A
continuous current of the DIAZED fuse link gG	10 A
Substance Prohibitance (Date)	10/01/2014
operating voltage • at AC — at 50 Hz rated value — at 60 Hz rated value • at DC rated value	5 ... 500 V 5 ... 500 V 5 ... 500 V
Power Electronics	
contact reliability	One maloperation per 100 million (17 V, 5 mA), one maloperation per 10 million (5 V, 1 mA)
Supply voltage	
type of voltage of the supply voltage of the light source	AC/DC
supply voltage of the light source at AC • at 50 Hz rated value • at 60 Hz rated value	24 V 24 V
supply voltage 1 of the light source at DC rated value	24 V
Control circuit/ Control	
inrush current of LED module maximum	2 A
Auxiliary circuit	
design of the contact of auxiliary contacts	Silver alloy
number of NC contacts for auxiliary contacts	1
number of NO contacts for auxiliary contacts	1
Connections/ Terminals	
type of electrical connection • of modules and accessories	spring-loaded terminals Spring-type terminal
type of connectable conductor cross-sections • solid without core end processing • finely stranded with core end processing • finely stranded without core end processing • for AWG cables	2x (0.25 ... 1.5 mm ²) 2x (0.25 ... 0.75 mm ²) 2x (0.25 ... 1.5 mm ²) 2x (24 ... 16)
tightening torque of the screws in the bracket	1 ... 1.2 N·m
Lamp	
type of light source	LED
color of the light source	blue
light intensity	280 ... 710 mcd
Ambient conditions	
ambient temperature • during operation • during storage	-25 ... +70 °C -40 ... +80 °C
environmental category during operation according to IEC 60721	3M6, 3S2, 3B2, 3K6 (with relative air humidity of 10 ... 95%, no condensation in operation permitted for all devices behind front panel)
Environmental footprint	
Environmental Product Declaration(EPD)	Yes
Global Warming Potential [CO2 eq] total	0.787 kg
Global Warming Potential [CO2 eq] during manufacturing	0.566 kg





Global Warming Potential [CO2 eq] during operation	0.235 kg
Global Warming Potential [CO2 eq] after end of life	-0.015 kg
Siemens Eco Profile (SEP)	Siemens EcoTech


Installation/ mounting/ dimensions

fastening method	front plate mounting
• of modules and accessories	Front plate mounting
height	40 mm
width	30 mm
shape of the installation opening	round
mounting diameter	22.3 mm
positive tolerance of installation diameter	0.4 mm
mounting height	11 mm
installation width	29.5 mm
installation depth	71.7 mm

Approvals Certificates

General Product Approval	Test Certificates
 Confirmation  	Type Test Certificates/Test Report Special Test Certificate

Marine / Shipping	other	Environment
   	Confirmation	

Environment


Further information

Information on the packaging
<https://support.industry.siemens.com/cs/ww/en/view/109813875>
Information- and Downloadcenter (Catalogs, Brochures,...)
<https://www.siemens.com/ic10>
Industry Mall (Online ordering system)
<https://mall.industry.siemens.com/mall/en/en/Catalog/product?mlfb=3SU1102-0AB50-3FA0-Z Y12>
Cax online generator
<http://support.automation.siemens.com/WW/CAXorder/default.aspx?lang=en&mlfb=3SU1102-0AB50-3FA0-Z Y12>
Service&Support (Manuals, Certificates, Characteristics, FAQs,...)
<https://support.industry.siemens.com/cs/ww/en/ps/3SU1102-0AB50-3FA0-Z Y12>
Image database (product images, 2D dimension drawings, 3D models, device circuit diagrams, EPLAN macros, ...)
http://www.automation.siemens.com/bilddb/cax_de.aspx?mlfb=3SU1102-0AB50-3FA0-Z Y12&lang=en



last modified:

2/7/2024 

Mouser Electronics

Authorized Distributor

Click to View Pricing, Inventory, Delivery & Lifecycle Information:

[Siemens:](#)

[A6X30141849](#)