

Siemens  
EcoTech



EMERGENCY STOP mushroom pushbutton, 22 mm, round, plastic, red, 40 mm, positive latching, acc. to EN ISO 13850, rotate-to-unlatch, with yellow backing plate, inscription: EMERGENCY STOP, with holder, 1 NC, screw terminal



product brand name	SIRIUS ACT
product designation	EMERGENCY STOP mushroom pushbuttons
design of the product	Complete unit
product type designation	3SU1
product line	Plastic, black, 22 mm
manufacturer's article number	
• of supplied contact module at position 1	<a href="#">3SU1400-1AA10-1CA0</a>
• of the supplied holder	<a href="#">3SU1550-0AA10-0AA0</a>
• of the supplied actuator	<a href="#">3SU1000-1HB20-0AA0</a>
• of supplied accessory	<a href="#">3SU1900-0BC31-0DA0</a>
Enclosure	
number of command points	1
Actuator	
design of the actuating element	positive latching
principle of operation of the actuating element	latching
product extension optional light source	No
color of the actuating element	red
material of the actuating element	plastic
shape of the actuating element	round
outer diameter of the actuating element	40 mm
number of contact modules	1
type of unlocking device	rotate-to-unlatch mechanism
Front ring	
product component front ring	No
Holder	
material of the holder	Plastic
Display	
number of LED modules	0
General technical data	
product function	
• positive opening	Yes
• EMERGENCY OFF function	Yes
• EMERGENCY STOP function	Yes
product component light source	No
insulation voltage rated value	500 V
degree of pollution	3
type of voltage of the operating voltage	AC/DC

<b>surge voltage resistance rated value</b>	6 kV
<b>protection class IP</b> • of the terminal	IP66, IP67, IP69(IP69K) IP20
<b>degree of protection NEMA rating</b>	1, 2, 3, 3R, 4, 4X, 12, 13
<b>shock resistance</b> • according to IEC 60068-2-27 • for railway applications according to EN 61373	sinusoidal half-wave 15g / 11 ms Category 1, Class B
<b>vibration resistance</b> • according to IEC 60068-2-6 • for railway applications according to EN 61373	10 ... 500 Hz: 5g Category 1, Class B
<b>operating frequency maximum</b>	600 1/h
<b>mechanical service life (operating cycles) typical</b>	300 000
electrical endurance (operating cycles) typical	300 000
<b>thermal current</b>	10 A
<b>reference code according to IEC 81346-2</b>	S
<b>continuous current of the C characteristic MCB</b>	10 A; for a short-circuit current smaller than 400 A
<b>continuous current of the quick DIAZED fuse link</b>	10 A
<b>continuous current of the DIAZED fuse link gG</b>	10 A
<b>Substance Prohibitance (Date)</b>	10/01/2014
<b>operating voltage</b> • at AC — at 50 Hz rated value — at 60 Hz rated value • at DC rated value	5 ... 500 V 5 ... 500 V 5 ... 500 V
<b>Power Electronics</b>	
<b>contact reliability</b>	One maloperation per 100 million (17 V, 5 mA), one maloperation per 10 million (5 V, 1 mA)
<b>Auxiliary circuit</b>	
<b>design of the contact of auxiliary contacts</b>	Silver alloy
<b>number of NC contacts for auxiliary contacts</b>	1
<b>number of NO contacts for auxiliary contacts</b>	0
<b>Connections/ Terminals</b>	
<b>type of electrical connection</b> • of modules and accessories	Screw-type terminal
<b>type of connectable conductor cross-sections</b> • solid with core end processing • solid without core end processing • finely stranded with core end processing • finely stranded without core end processing • for AWG cables	2x (0.5 ... 0.75 mm²) 2x (1.0 ... 1.5 mm²) 2x (0.5 ... 1.5 mm²) 2x (1,0 ... 1,5 mm²) 2x (18 ... 14)
<b>tightening torque of the screws in the bracket</b>	1 ... 1.2 N·m
tightening torque for auxiliary contacts with screw-type terminals	0.8 ... 0.9 N·m
<b>Safety related data</b>	
<b>proportion of dangerous failures</b> • with low demand rate according to SN 31920 • with high demand rate according to SN 31920	20 % 20 %
<b>B10 value with high demand rate according to SN 31920</b>	100 000
<b>failure rate [FIT] with low demand rate according to SN 31920</b>	100 FIT
<b>Ambient conditions</b>	
<b>ambient temperature</b> • during operation • during storage	-25 ... +70 °C -40 ... +80 °C
environmental category during operation according to IEC 60721	3M6, 3S2, 3B2, 3C3, 3K6 (with relative air humidity of 10 ... 95%, no condensation in operation permitted for all devices behind front panel)
<b>Environmental footprint</b>	
Environmental Product Declaration(EPD)	Yes
Global Warming Potential [CO2 eq] total	0.787 kg
Global Warming Potential [CO2 eq] during manufacturing	0.566 kg
Global Warming Potential [CO2 eq] during operation	0.235 kg
Global Warming Potential [CO2 eq] after end of life	-0.015 kg

Siemens Eco Profile (SEP)	Siemens EcoTech
<b>Installation/ mounting/ dimensions</b>	
<b>fastening method</b>	front plate mounting
• of modules and accessories	Front plate mounting
<b>height</b>	40 mm
<b>width</b>	30 mm
<b>shape of the installation opening</b>	round
<b>mounting diameter</b>	22.3 mm
<b>positive tolerance of installation diameter</b>	0.4 mm
<b>mounting height</b>	46.4 mm
<b>installation width</b>	75 mm
<b>installation depth</b>	48.6 mm
<b>Accessories</b>	
<b>number of backing plates</b>	1
<b>marking of backing plate</b>	EMERGENCY STOP
<b>color of backing plate</b>	Yellow
<b>Approvals Certificates</b>	
<b>General Product Approval</b>	



[Confirmation](#)



<b>Test Certificates</b>	<b>Marine / Shipping</b>
--------------------------	--------------------------

[Type Test Certificates/Test Report](#)

[Special Test Certificate](#)



<b>other</b>	<b>Environment</b>
--------------	--------------------

[Confirmation](#)



Siemens  
EcoTech



[Environmental Confirmations](#)

#### Further information

**Information on the packaging**

<https://support.industry.siemens.com/cs/ww/en/view/109813875>

**Information- and Downloadcenter (Catalogs, Brochures,...)**

<https://www.siemens.com/ic10>

**Industry Mall (Online ordering system)**

<https://mall.industry.siemens.com/mall/en/en/Catalog/product?mlfb=3SU1100-1HB20-1CG0>

**Cax online generator**

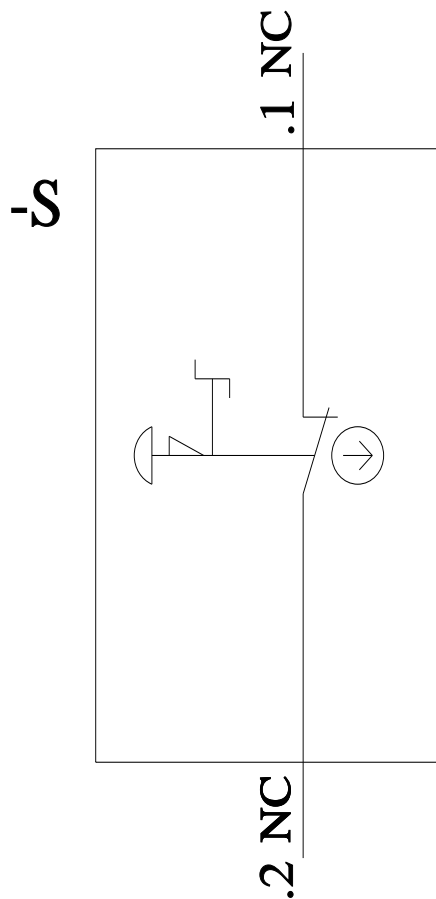
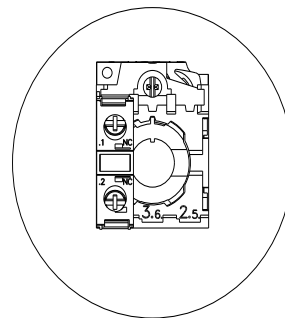
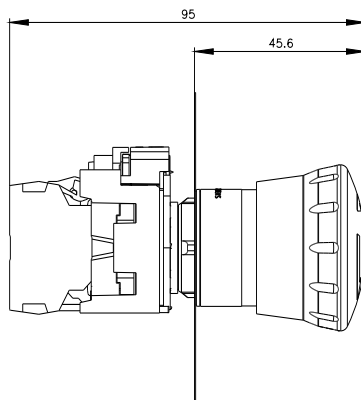
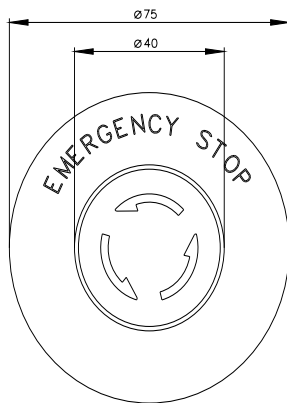
<http://support.automation.siemens.com/WW/CAXorder/default.aspx?lang=en&mlfb=3SU1100-1HB20-1CG0>

**Service&Support (Manuals, Certificates, Characteristics, FAQs,...)**

<https://support.industry.siemens.com/cs/ww/en/ps/3SU1100-1HB20-1CG0>

**Image database (product images, 2D dimension drawings, 3D models, device circuit diagrams, EPLAN macros, ...)**

[http://www.automation.siemens.com/bilddb/cax\\_de.aspx?mlfb=3SU1100-1HB20-1CG0&lang=en](http://www.automation.siemens.com/bilddb/cax_de.aspx?mlfb=3SU1100-1HB20-1CG0&lang=en)





# Mouser Electronics

Authorized Distributor

Click to View Pricing, Inventory, Delivery & Lifecycle Information:

[Siemens:](#)

[3SU11001HB201CG0](#)