





product brand name	SIRIUS ACT
product designation	Pushbuttons
design of the product	Complete unit
product type designation	3SU1
product line	Plastic, black, 22 mm
manufacturer's article number	
• of supplied contact module at position 1	3SU1400-1AA10-3FA0
• of the supplied holder	3SU1550-0AA10-0AA0
• of the supplied actuator	3SU1000-0AB30-0AA0
number of command points	1
Actuator	
design of the actuating element	Button, flat
principle of operation of the actuating element	momentary contact type
product extension optional light source	No
color of the actuating element	yellow
material of the actuating element	plastic
shape of the actuating element	round
outer diameter of the actuating element	29.45 mm
marking of the actuating element	Customized labeling, text in lower case letters
number of contact modules	1
Front ring	
product component front ring	Yes
design of the front ring	Standard
material of the front ring	plastic
color of the front ring	black
Holder	
material of the holder	Plastic
Display	
number of LED modules	0
General technical data	
product function positive opening	Yes
product component light source	No
insulation voltage rated value	500 V
degree of pollution	3
type of voltage of the operating voltage	AC/DC
surge voltage resistance rated value	6 kV
protection class IP	IP66, IP67, IP69(IP69K)

• of the terminal	IP20
degree of protection NEMA rating	1, 2, 3, 3R, 4, 4X, 12, 13
shock resistance	
• according to IEC 60068-2-27	sinusoidal half-wave 15g / 11 ms
• for railway applications according to EN 61373	Category 1, Class B
vibration resistance	
• according to IEC 60068-2-6	10 ... 500 Hz: 5g
• for railway applications according to EN 61373	Category 1, Class B
operating frequency maximum	3 600 1/h
mechanical service life (operating cycles) typical	10 000 000
electrical endurance (operating cycles) typical	10 000 000
thermal current	10 A
reference code according to IEC 81346-2	S
continuous current of the C characteristic MCB	10 A; for a short-circuit current smaller than 400 A
continuous current of the quick DIAZED fuse link	10 A
continuous current of the DIAZED fuse link gG	10 A
Substance Prohibitance (Date)	10/01/2014
operating voltage	
• at AC	
— at 50 Hz rated value	5 ... 500 V
— at 60 Hz rated value	5 ... 500 V
• at DC rated value	5 ... 500 V
Power Electronics	
contact reliability	One maloperation per 100 million (17 V, 5 mA), one maloperation per 10 million (5 V, 1 mA)
Auxiliary circuit	
design of the contact of auxiliary contacts	Silver alloy
number of NC contacts for auxiliary contacts	1
number of NO contacts for auxiliary contacts	1
Connections/ Terminals	
type of electrical connection	spring-loaded terminals
• of modules and accessories	Spring-type terminal
type of connectable conductor cross-sections	
• solid without core end processing	2x (0.25 ... 1.5 mm ²)
• finely stranded with core end processing	2x (0.25 ... 0.75 mm ²)
• finely stranded without core end processing	2x (0.25 ... 1.5 mm ²)
• for AWG cables	2x (24 ... 16)
tightening torque of the screws in the bracket	1 ... 1.2 N·m
Ambient conditions	
ambient temperature	
• during operation	-25 ... +70 °C
• during storage	-40 ... +80 °C
environmental category during operation according to IEC 60721	3M6, 3S2, 3B2, 3C3, 3K6 (with relative air humidity of 10 ... 95%, no condensation in operation permitted for all devices behind front panel)
Environmental footprint	
Environmental Product Declaration (EPD)	Yes
Global Warming Potential [CO2 eq] total	0.787 kg
Global Warming Potential [CO2 eq] during manufacturing	0.566 kg
Global Warming Potential [CO2 eq] during operation	0.235 kg
Global Warming Potential [CO2 eq] after end of life	-0.015 kg
Siemens Eco Profile (SEP)	Siemens EcoTech
Installation/ mounting/ dimensions	
fastening method	front plate mounting
• of modules and accessories	Front plate mounting
height	40 mm
width	30 mm
shape of the installation opening	round
mounting diameter	22.3 mm
positive tolerance of installation diameter	0.4 mm
mounting height	11 mm
installation width	29.5 mm

installation depth	71.7 mm
--------------------	---------

Approvals Certificates

General Product Approval			Test Certificates	
	Confirmation			Type Test Certificates/Test Report Special Test Certificate

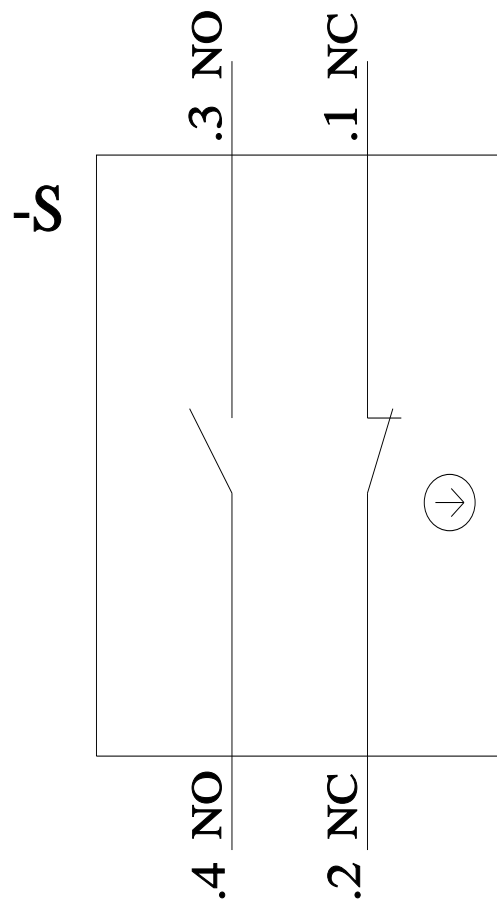
Marine / Shipping				other	Environment
				Confirmation	

Environment




Further information

Information on the packaging
<https://support.industry.siemens.com/cs/ww/en/view/109813875>
Information- and Downloadcenter (Catalogs, Brochures,...)
<https://www.siemens.com/ic10>
Industry Mall (Online ordering system)
<https://mall.industry.siemens.com/mall/en/en/Catalog/product?mlfb=3SU1100-0AB30-3FA0-Z Y12>
Cax online generator
<http://support.automation.siemens.com/WW/CAXorder/default.aspx?lang=en&mlfb=3SU1100-0AB30-3FA0-Z Y12>
Service&Support (Manuals, Certificates, Characteristics, FAQs,...)
<https://support.industry.siemens.com/cs/ww/en/ps/3SU1100-0AB30-3FA0-Z Y12>
Image database (product images, 2D dimension drawings, 3D models, device circuit diagrams, EPLAN macros, ...)
http://www.automation.siemens.com/bilddb/cax_de.aspx?mlfb=3SU1100-0AB30-3FA0-Z Y12&lang=en



last modified:

2/7/2024 

Mouser Electronics

Authorized Distributor

Click to View Pricing, Inventory, Delivery & Lifecycle Information:

[Siemens:](#)

[A6X30141634](#)