











key-operated switch Siemens, 22 mm, round, plastic with metal front ring, lock number SSG10, with 2 keys, 3 switch positions I>O<II, momentary contact on the left, latching on the right, actuating angle 2x45°, 10:30h/12h/13:30h, key removal O, with laser labeling, lower case

product brand name	SIRIUS ACT
product designation	Key-operated switches
design of the product	Actuating/signaling element
product type designation	3SU1
product line	Plastic with metal front ring, matt, 22 mm
manufacturer's article number of included key	3SU1950-0FP80-0AA0
Actuator	
principle of operation of the actuating element	momentary contact/latching, 2x45° (10:30 h/12 h/13:30 h), return from left, right latching
product extension optional light source	No
color	
• of the actuating element	silver
material of the actuating element	metal
shape of the actuating element	Key
outer diameter of the actuating element	29.5 mm
marking of the actuating element	Customized labeling, text in lower case letters
number of switching positions	3
switch position for key distraction	O
actuating angle	
• clockwise	45°
• anticlockwise	45°
lock make	Siemens
key number	SSG10
Front ring	
product component front ring	Yes
design of the front ring	Standard
material of the front ring	Metal, matt
color of the front ring	sand gray
General technical data	
protection class IP	IP66, IP67, IP69(IP69K)
• of the terminal	IP20
degree of protection NEMA rating	1, 2, 3, 3R, 4, 4X, 12, 13
shock resistance	
• according to IEC 60068-2-27	sinusoidal half-wave 15g / 11 ms
• for railway applications according to EN 61373	Category 1, Class B
vibration resistance	
• according to IEC 60068-2-6	10 ... 500 Hz: 5g
• for railway applications according to EN 61373	Category 1, Class B
operating frequency maximum	1 800 1/h
mechanical service life (operating cycles) typical	1 000 000

reference code according to IEC 81346-2	S
Substance Prohibittance (Date)	10/01/2014
Safety related data	
proportion of dangerous failures	
• with low demand rate according to SN 31920	20 %
• with high demand rate according to SN 31920	20 %
B10 value with high demand rate according to SN 31920	300 000
failure rate [FIT] with low demand rate according to SN 31920	100 FIT
Ambient conditions	
ambient temperature	
• during operation	-25 ... +70 °C
• during storage	-40 ... +80 °C
environmental category during operation according to IEC 60721	3M6, 3S2, 3B2, 3C3, 3K6 (with relative air humidity of 10 ... 95%)
Installation/ mounting/ dimensions	
height	29.5 mm
width	29.5 mm
shape of the installation opening	round
mounting diameter	22.3 mm
positive tolerance of installation diameter	0.4 mm
mounting height	61 mm
installation width	29.5 mm
installation depth	25.4 mm
Approvals Certificates	
General Product Approval	Test Certificates
<div>  Confirmation    Type Test Certificates/Test Report </div>	
Test Certificates	Marine / Shipping
<div> Special Test Certificate     Confirmation </div>	
Environment	
Environmental Confirmations	
Further information	
Information on the packaging https://support.industry.siemens.com/cs/ww/en/view/109813875 Information- and Downloadcenter (Catalogs, Brochures,...) https://www.siemens.com/ic10 Industry Mall (Online ordering system) https://mall.industry.siemens.com/mall/en/en/Catalog/product?mlfb=3SU1030-5BP01-0AA0-Z Y12 Cax online generator http://support.automation.siemens.com/WW/CAXorder/default.aspx?lang=en&mlfb=3SU1030-5BP01-0AA0-Z Y12 Service&Support (Manuals, Certificates, Characteristics, FAQs,...) https://support.industry.siemens.com/cs/ww/en/ps/3SU1030-5BP01-0AA0-Z Y12 Image database (product images, 2D dimension drawings, 3D models, device circuit diagrams, EPLAN macros, ...) http://www.automation.siemens.com/bilddb/cax_de.aspx?mlfb=3SU1030-5BP01-0AA0-Z Y12&lang=en	

last modified:

3/2/2024 

Mouser Electronics

Authorized Distributor

Click to View Pricing, Inventory, Delivery & Lifecycle Information:

[Siemens:](#)

[A6X30139943](#)